



GT-CET

Monteblanco

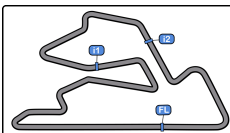
30 - 31 Agosto 2024

Results booklet



Provided by Cronococa S.L.

www.cronococa.com



Monteblanco
GT-CET
Entrenamiento Privado
Resultados Provisionales



Circuito de Monteblanco 3.926 m.

Cls	Nº	Equipo/Concursante	Piloto 1	Piloto 2	Vehiculo	Cat	Cls	Vtas.	Mejor	Tiempo	Dif 1º	Interval	Km/h	
1	111	CD DAGO	Pablo Yeregui Ybarra	Daniel Carretero Ortega	AUDI R8	GPX	1	25	23	1:36.699			146.1	
2	122	GT CORSE	Alejandro Barambio Perea	Borja Garcia Menendez	PORSCHE 992 GT3 CUP	GT Cup	1	13	5	1:37.048	0.349	0.349	145.6	
3	135	RACAR MOTORSPORT	Leandro Martins	Dieter Svepes	PORSCHE 992 GT3 CUP	GT Cup	2	25	21	1:37.708	1.009	0.660	144.6	
4	199	VELOSO MOTORSPORT	José Barros		PORSCHE 992 GT3 CUP	GT Cup	3	28	26	1:37.979	1.280	0.271	144.2	
5	100	ESCUADERIA FARAON	Pablo V. Bras Silvero	Fernando Gonzalez Gonzalez	PORSCHE 992 GT3 CUP	GT Cup	4	24	22	1:38.581	1.882	0.602	143.3	
6	114	SKUALO COMPETICIÓN	Hendrik Van Zoest	JF	PORSCHE 992 GT3 CUP	GT Cup	5	22	18	1:39.756	3.057	1.175	141.6	
7	112	ESCUADERIA FARAON	Pedro M. Lourinho Bras	Miguel Gomez Guillen	PORSCHE 992 GT3 CUP	GT Cup	6	27	11	1:40.572	3.873	0.816	140.5	
8	118	ESCUADERIA FARAON	Alvaro Fontes Blanco	Pedro M. Silvero Castilla	FERRARI 488 CH EVO	GPX	2	24	12	1:40.744	4.045	0.172	140.2	
9	181	ESCUADERIA BAIX EMPORDÀ	Jan Schidlof Marek	JF	Francesc Guitierrez Agüi	MCLAREN ARTURA GT4	GT4	1	22	8	1:45.325	8.626	4.581	134.1
10	133	ESCUADERIA LA CORUÑA	Ángel Santos Avalle	Mikkel Kristensen Illan	LIGIER JS2R	GT4	2	24	13	1:45.579	8.880	0.254	133.8	
11	120	ESCUADERIA LA CORUÑA	Jon Aizpurua Saenz	JF	Miguel Angel Romero	LIGIER JS2R	GPX	3	21	6	1:46.576	9.877	0.997	132.6
12	170	ESCUADERIA FARAON	Agustin Sanabria Crespo		KTM GT4	GT4	3	11	10	1:47.092	10.393	0.516	131.9	
13	6	RX PRO RACING	Manuel Cañizares Tortosa	JR	Marcos Menkes Campelo	JR	1	24	7	1:49.527	12.828	2.435	129.0	
14	36	UCAV RACING	Carlos Alvarez Sindin	JF	José Santos Pérez	SEAT LEON SUPERCOPA MK2	D1	2	19	13	1:51.814	15.115	2.287	126.4
15	18	C.D.PLEMAR SPORT	Jose Luis Lopez Valdivielso	JF	Alvaro Rodriguez Sastre	RENAULT CLIO CUP IV	D3	1	23	22	1:55.150	18.451	3.336	122.7
16	66	MOTOR CLUB SABADELL	Laurent Puitgmal		RENAULT CLIO CUP IV	D3	2	14	12	1:55.297	18.598	0.147	122.5	
17	9	BALBOR MOTORSPORT C.A.	Jose Luis Albors Aleixandre	JF	German Lopez Balboa	RENAULT CLIO CUP IV	D3	3	18	5	1:57.393	20.694	2.096	120.3

Publicado a las:.....

Temp Pista: **36.2 °C** Temp Aire: **34.1 °C** Humedad: **33 %** Estado Pista: **SECA**

Director Carrera:

Máximo Guerrero

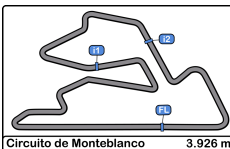
DPB-0803-ESP/NA

Cronometrador:

Luis García

JOB-2654-ESP/M





Monteblando

GT-CET

Entrenamiento Privado

Resultados Provisionales por Categoría

GT-CET
CAMPEONATO DE ESPAÑA

GPX													
Cls	Nº	Equipo/Concursante	Piloto 1	Piloto 2	Vehiculo	Cat	Cls	Vtas.	Mejor	Tiempo	Dif 1º	Interval	Km/h
1	111	CD DAGO	Pablo Yeregui Ybarra	Daniel Carretero Ortega	AUDI R8	GPX	1	25	23	1:36.699			146.1
2	118	ESCUADERIA FARAON	Alvaro Fontes Blanco	Pedro M. Silvero Castilla	FERRARI 488 CH EVO	GPX	2	24	12	1:40.744	4.045	4.045	140.2
3	120	ESCUADERIA LA CORUÑA	Jon Aizpurua Saenz	JF Miguel Angel Romero	LIGIER JS2R	GPX	3	21	6	1:46.576	9.877	5.832	132.6

GT Cup													
Cls	Nº	Equipo/Concursante	Piloto 1	Piloto 2	Vehiculo	Cat	Cls	Vtas.	Mejor	Tiempo	Dif 1º	Interval	Km/h
1	122	GT CORSE	Alejandro Barambio Perea	Borja Garcia Menendez	PORSCHE 992 GT3 CUP	GT Cup	1	13	5	1:37.048			145.6
2	135	RACAR MOTORSPORT	Leandro Martins	Dieter Svepes	PORSCHE 992 GT3 CUP	GT Cup	2	25	21	1:37.708	0.660	0.660	144.6
3	199	VELOSO MOTORSPORT	José Barros		PORSCHE 992 GT3 CUP	GT Cup	3	28	26	1:37.979	0.931	0.271	144.2
4	100	ESCUADERIA FARAON	Pablo V. Bras Silvero	Fernando Gonzalez Gonzalez	PORSCHE 992 GT3 CUP	GT Cup	4	24	22	1:38.581	1.533	0.602	143.3
5	114	SKUALO COMPETICIÓN	Hendrik Van Zoest	JF	PORSCHE 992 GT3 CUP	GT Cup	5	22	18	1:39.756	2.708	1.175	141.6
6	112	ESCUADERIA FARAON	Pedro M. Lourinho Bras	Miguel Gomez Guillen	PORSCHE 992 GT3 CUP	GT Cup	6	27	11	1:40.572	3.524	0.816	140.5

GT4													
Cls	Nº	Equipo/Concursante	Piloto 1	Piloto 2	Vehiculo	Cat	Cls	Vtas.	Mejor	Tiempo	Dif 1º	Interval	Km/h
1	181	ESCUADERIA BAIX EMPORDÁ	Jan Schidlof Marek	JF Francesc Guitierrez Agüi	MCLAREN ARTURA GT4	GT4	1	22	8	1:45.325			134.1
2	133	ESCUADERIA LA CORUÑA	Ángel Santos Avalor	Mikkel Kristensen Illan	LIGIER JS2R	GT4	2	24	13	1:45.579	0.254	0.254	133.8
3	170	ESCUADERIA FARAON	Agustin Sanabria Crespo		KTM GT4	GT4	3	11	10	1:47.092	1.767	1.513	131.9

D1													
Cls	Nº	Equipo/Concursante	Piloto 1	Piloto 2	Vehiculo	Cat	Cls	Vtas.	Mejor	Tiempo	Dif 1º	Interval	Km/h
1	6	RX PRO RACING	Manuel Cañizares Tortosa	JR Marcos Menkes Campelo	PEUGEOT 308 RACING CUP	D1	1	24	7	1:49.527			129.0
2	36	UCAV RACING	Carlos Alvarez Sindin	JF José Santos Pérez	SEAT LEON SUPERCOPA MK2	D1	2	19	13	1:51.814	2.287	2.287	126.4

D3													
Cls	Nº	Equipo/Concursante	Piloto 1	Piloto 2	Vehiculo	Cat	Cls	Vtas.	Mejor	Tiempo	Dif 1º	Interval	Km/h
1	18	C.D.PLEMAR SPORT	Jose Luis Lopez Valdivielso	JF Alvaro Rodriguez Sastre	RENAULT CLIO CUP IV	D3	1	23	22	1:55.150			122.7
2	66	MOTOR CLUB SABADELL	Laurent Puitgmal		RENAULT CLIO CUP IV	D3	2	14	12	1:55.297	0.147	0.147	122.5
3	9	BALBOR MOTORSPORT C.A.	Jose Luis Albors Aleixandre	JF German Lopez Balboa	RENAULT CLIO CUP IV	D3	3	18	5	1:57.393	2.243	2.096	120.3

Publicado a las:.....

Temp Pista: 36.2 °C Temp Aire: 34.1 °C Humedad: 33 % Estado Pista: SECA

Director Carrera:

Máximo Guerrero

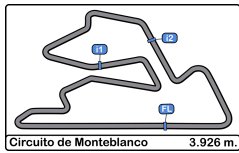
DPB-0803-ESP/NA

Cronometrador:

Luis García

JOB-2654-ESP/M





Monteblanco
GT-CET
Entrenamiento Privado
Tiempos Por Vuelta



66 Laurent Puitgmal RENAULT CLIO CUP IV **111** Pablo Yeregui Ybarra AUDI R8
 D3 MOTOR CLUB SABADELL GPX Daniel Carretero Ortega CD DAGO

Vta	D	Tiempo	Sector 1	Sector 2	Sector 3	T. Spd	Elapsed	Vta	D	Tiempo	Sector 1	Sector 2	Sector 3	T. Spd	Elapsed
1		18:33:40.591	18:32:35.089	32.995	32.507		18:33:40.591	1		18:32:42.946	18:31:47.625	28.627	26.694		18:32:42.946
2		2:15.733 P	1:00.567	34.520	40.646		18:35:56.324	2		1:40.421	48.650	26.091	25.680		18:34:23.367
3		2:48.978	1:46.201	30.694	32.083		18:38:45.302	3		1:39.760	48.099	25.470	26.191		18:36:03.127
4		1:58.400	57.106	30.413	30.881		18:40:43.702	4		1:38.080	47.164	25.458	25.458		18:37:41.207
5		1:58.570	57.120	30.024	31.426		18:42:42.272	5		1:38.624	47.789	25.315	25.520		18:39:19.831
6		1:57.370	56.928	29.860	30.582		18:44:39.642	6		1:54.139 P	52.440	28.641	33.058		18:41:13.970
7		1:56.849	55.927	29.802	31.120		18:46:36.491	7		4:03.297	3:08.925	27.233	27.139		18:45:17.267
8		1:56.344	56.326	29.671	30.347		18:48:32.835	8		1:42.125	49.060	26.508	26.557		18:46:59.392
9		1:55.540	55.962	29.503	30.075		18:50:28.375	9		1:51.899	50.323	26.731	34.845		18:48:51.291
10		1:56.392	56.362	29.681	30.349		18:52:24.767	10		3:45.285	2:50.067	27.850	27.368		18:52:36.576
11		1:55.548	55.729	29.497	30.322		18:54:20.315	11		1:42.846	49.525	26.796	26.525		18:54:19.422
12		1:55.297	55.634	29.538	30.125		18:56:15.612	12		1:42.234	49.361	26.464	26.409		18:56:01.656
13		2:07.631 P	57.799	33.861	35.971		18:58:23.243	13		1:41.978	49.387	26.089	26.502		18:57:43.634
14		25:46.814 P			26:22.785		19:24:10.057	14		1:41.667	49.530	25.901	26.236		18:59:25.301

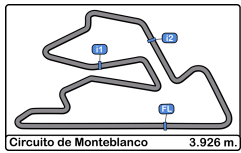
88 Mauro Tim Polderman Renault CLIO CUP V
 A.SCHIMPF TEAM

Vta	D	Tiempo	Sector 1	Sector 2	Sector 3	T. Spd	Elapsed
15		1:40.953	48.497	25.993	26.463		19:01:06.254
16		1:41.213	48.306	26.366	26.541		19:02:47.467
17		1:39.972	48.213	25.768	25.991		19:04:27.439
18		1:40.134	48.379	25.784	25.971		19:06:07.573
19		1:40.309	48.852	25.636	25.821		19:07:47.882
20		1:40.038	47.898	26.183	25.957		19:09:27.920
21		2:05.570 P	54.693	31.913	38.964		19:11:33.490
22		7:47.617	6:56.688	25.250	25.679		19:19:21.107

100 Pablo V. Bras Silvero PORSCHE 992 GT3 CUP
 GT Cup Fernando Gonzalez ESCUDERIA FARAON

Vta	D	Tiempo	Sector 1	Sector 2	Sector 3	T. Spd	Elapsed
1		18:35:16.768	18:34:19.528	29.072	28.168		18:35:16.768
2		1:44.189	50.520	26.513	27.156		18:37:00.957
3		1:42.091	48.828	26.358	26.905		18:38:43.048
4		1:39.878	48.237	25.735	25.906		18:40:22.926
5		1:40.025	48.127	25.801	26.097		18:42:02.951
6		1:57.284 P	48.688	29.568	39.028		18:44:00.235
7		4:37.183	3:37.254	32.115	27.814		18:48:37.418
8		1:41.944	49.340	26.110	26.494		18:50:19.362
9		1:39.313	48.003	25.638	25.672		18:51:58.675
10		1:42.927	49.784	26.666	26.477		18:53:41.602
11		1:39.540	48.094	25.649	25.797		18:55:21.142
12		1:39.204	47.725	25.612	25.867		18:57:00.346
13		1:54.724 P	48.808	27.825	38.091		18:58:55.070
14		5:50.245	4:58.488	25.930	25.827		19:04:45.315
15		1:39.047	47.761	25.408	25.878		19:06:24.362
16		1:39.140	47.675	25.439	26.026		19:08:03.502
17		1:39.915	47.952	25.704	26.259		19:09:43.417
18		1:38.851	47.609	25.413	25.829		19:11:22.268
19		1:58.901 P	51.646	30.861	36.394		19:13:21.169
20		4:54.573	4:01.436	26.776	26.361		19:18:15.742
21		1:38.798	47.787	25.241	25.770		19:19:54.540
22		1:38.581	47.729	25.098	25.754		19:21:33.121
23		1:39.948	48.355	25.648	25.945		19:23:13.069
24		1:53.902 P	47.912	25.296	40.694		19:25:06.971





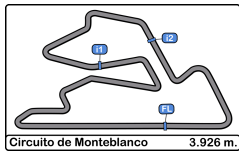
Monteblando
GT-CET
Entrenamiento Privado
Tiempos Por Vuelta



112							118								
Pedro M. Lourinho Bras							Alvaro Fontes Blanco								
GT Cup							GPX								
Miguel Gomez Guillen							Pedro M. Silvero Castilla								
ESCUDERIA FARAON							ESCUDERIA FARAON								
Vta	D	Tiempo	Sector 1	Sector 2	Sector 3	T. Spd	Elapsed	Vta	D	Tiempo	Sector 1	Sector 2	Sector 3	T. Spd	Elapsed
1		18:33:14.410	18:32:06.921	33.867	33.622		18:33:14.410	1		18:33:17.357	18:32:19.169	29.880	28.308		18:33:17.357
2		2:05.237	1:00.743	31.315	33.179		18:35:19.647	2		1:46.303	50.687		2:14.611		18:35:03.660
3		1:50.085	53.108	28.601	28.376		18:37:09.732	3		1:43.250	49.720		3:57.861		18:36:46.910
4		1:49.548	49.931	26.919	32.698		18:38:59.280	4		1:40.884	49.000		5:38.745		18:38:27.794
5		4:09.924	3:16.316	26.372	27.236		18:43:09.204	5		1:43.213	50.222		7:21.958		18:40:11.007
6		1:41.452	49.265	25.912	26.275		18:44:50.656	6		1:41.497	48.950	26.096	26.451		18:41:52.504
7		1:43.979	50.514	26.332	27.133		18:46:34.635	7		2:15.710 P	1:02.015	35.869	37.826		18:44:08.214
8		1:43.165	50.123	26.205	26.837		18:48:17.800	8		2:58.190 P	1:46.758	31.813	39.619		18:47:06.404
9		1:40.676	48.843	25.783	26.050		18:49:58.476	9		7:03.439	6:06.837	27.198	29.404		18:54:09.843
10		1:40.687	48.854	25.468	26.365		18:51:39.163	10		1:40.830	48.516	25.946	26.368		18:55:50.673
11		1:40.572	48.541	25.645	26.386		18:53:19.735	11		1:42.960	49.426	26.788	26.746		18:57:33.633
12		2:02.145	52.867	30.919	38.359		18:55:21.880	12		1:40.744	48.475	25.944	26.325		18:59:14.377
13		4:07.503 P	3:05.717	26.846	34.940		18:59:29.383	13		1:59.449 P	54.681	29.699	35.069		19:01:13.826
14		3:00.501	2:07.142	26.545	26.814		19:02:29.884	14		5:57.608	5:02.956	27.347	27.305		19:07:11.434
15		1:42.460	49.675	26.256	26.529		19:04:12.344	15		1:43.376	49.637	26.598	27.141		19:08:54.810
16		1:41.363	48.917	26.229	26.217		19:05:53.707	16		1:44.352	49.704	26.858	27.790		19:10:39.162
17		1:41.069	48.639	26.148	26.282		19:07:34.776	17		1:43.531	49.784	26.875	26.872		19:12:22.693
18		1:41.340	48.573	26.202	26.565		19:09:16.116	18		1:43.046	49.397	26.950	26.699		19:14:05.739
19		1:41.363	48.900	26.185	26.278		19:10:57.479	19		1:43.731	50.355	26.719	26.657		19:15:49.470
20		1:42.573	49.614	26.452	26.507		19:12:40.052	20		1:42.029	49.019	26.464	26.546		19:17:31.499
21		1:42.418	49.605	26.390	26.423		19:14:22.470	21		1:42.495	49.047	26.977	26.471		19:19:13.994
22		1:41.447	49.412	25.851	26.184		19:16:03.917	22		1:42.257	49.493	26.292	26.472		19:20:56.251
23		1:41.700	48.876	26.314	26.510		19:17:45.617	23		1:43.382	49.869	26.936	26.577		19:22:39.633
24		1:41.962	49.998	25.828	26.136		19:19:27.579	24		1:54.126 P	49.303	26.155	38.668		19:24:33.759
25		2:05.357	49.055	47.102	29.200		19:21:32.936	120							
26		1:42.864	49.879	26.290	26.695		19:23:15.800	Jon Aizpurua Saenz							
27		1:54.316 P	50.061	26.673	37.582		19:25:10.116	LIGIER JS2R							
							GPX								
							Miguel Angel Romero								
							ESCUDERIA LA CORUÑA								

114							120								
Hendrik Van Zoest							Jon Aizpurua Saenz								
GT Cup							GPX								
PORSCH 992 GT3 CUP							Miguel Angel Romero								
SKUALO COMPETICIÓN							ESCUDERIA LA CORUÑA								
Vta	D	Tiempo	Sector 1	Sector 2	Sector 3	T. Spd	Elapsed	Vta	D	Tiempo	Sector 1	Sector 2	Sector 3	T. Spd	Elapsed
1		18:38:08.665	18:37:08.760	30.770	29.135		18:38:08.665	1		18:34:18.666	18:33:15.284	33.844	29.538		18:34:18.666
2		1:47.853	50.648	28.501	28.704		18:39:56.518	2		2:00.153	55.610	28.657	35.886		18:36:18.819
3		1:43.177	49.597	26.708	26.872		18:41:39.695	3		3:06.387	2:10.155	28.005	28.227		18:39:25.206
4		1:42.139	49.135	26.613	26.391		18:43:21.834	4		1:47.932	52.311	27.545	28.076		18:41:13.138
5		1:42.486	49.500	26.428	26.558		18:45:04.320	5		1:47.350	51.779	27.641	27.930		18:43:00.488
6		1:55.643 P	49.400	26.131	40.112		18:46:59.963	6		1:46.576	51.445	27.177	27.954		18:44:47.064
7		3:02.413	2:10.093	25.914	26.406		18:50:02.376	7		1:54.886 P	51.785	27.552	35.549		18:46:41.950
8		1:41.673	49.056	25.978	26.639		18:51:44.049	8		7:13.135	6:10.666	31.981	30.488		18:53:55.085
9		1:41.822	49.588	26.020	26.214		18:53:25.871	9		1:54.407	55.002	28.533	30.872		18:55:49.492
10		1:41.541	49.401	25.970	26.170		18:55:07.412	10		2:18.777 P	1:03.402	32.809	42.566		18:58:08.269
11		1:41.367	48.815	26.008	26.544		18:56:48.779	11		8:34.254	7:36.388	29.034	28.832		19:06:42.523
12		1:41.317	48.702	26.080	26.535		18:58:30.096	12		1:51.074	54.886	27.961	28.227		19:08:33.597
13		1:54.578	48.701	26.748	39.129		19:00:24.674	13		1:50.545	53.852	28.418	28.275		19:10:24.142
14		11:28.515	10:33.540	27.800	27.175		19:11:53.189	14		1:49.579	53.330	27.999	28.250		19:12:13.721
15		1:42.071	49.469	26.319	26.283		19:13:35.260	15		1:50.065	53.743	28.068	28.254		19:14:03.786
16		1:40.733	48.489	26.132	26.112		19:15:15.993	16		1:50.085	53.611	28.386	28.088		19:15:53.871
17		1:40.263	48.414	25.929	25.920		19:16:56.256	17		1:49.961	53.150	28.157	28.654		19:17:43.832
18		1:39.756	47.983	25.820	25.953		19:18:36.012	18		1:49.552	53.403	28.175	27.974		19:19:33.384
19		1:40.959	48.842	25.976	26.141		19:20:16.971	19		1:49.703	52.926	28.665	28.112		19:21:23.087
20		1:41.040	48.872	26.058	26.110		19:21:58.011	20		1:49.026	52.780	27.785	28.461		19:23:12.113
21		1:39.893	48.244	25.549	26.100		19:23:37.904	21		2:00.520 P	54.604	28.505	37.411		19:25:12.633
22		1:55.773 P	49.066		2:21.873		19:25:33.677								





Monteblando
GT-CET
Entrenamiento Privado
Tiempos Por Vuelta



122 Alejandro Barambio Perea PORSCHE 992 GT3 CUP **135** Leandro Martins PORSCHE 992 GT3 CUP
 GT Cup Borja Garcia Menendez GT CORSE GT Cup Dieter Svepes RACAR MOTORSPORT

Vta	D	Tiempo	Sector 1	Sector 2	Sector 3	T. Spd	Elapsed	Vta	D	Tiempo	Sector 1	Sector 2	Sector 3	T. Spd	Elapsed
1		18:57:09.756	18:56:17.367	27.130	25.259		18:57:09.756	1		18:32:07.082	18:31:09.692	29.521	27.869		18:32:07.082
2		1:37.088	46.890		2:02.347		18:58:46.844	2		1:48.661 P	50.731	26.898	31.032		18:33:55.743
3		1:37.590	47.220	24.928	25.442		19:00:24.434	3		3:32.958	2:41.601	25.699	25.658		18:37:28.701
4		1:51.665	57.898	28.132	25.635		19:02:16.099	4		1:39.246	48.020	25.321	25.905		18:39:07.947
5		1:37.048	47.018		2:02.683		19:03:53.147	5		1:40.573	48.912	26.018	25.643		18:40:48.520
6		1:45.423 P	48.876	25.574	30.973		19:05:38.570	6		1:43.992 P	47.657	25.273	31.062		18:42:32.512
7		3:07.021	2:16.590	25.086	25.345		19:08:45.591	7		5:15.634	4:20.997	27.639	26.998		18:47:48.146
8		1:51.858 P	46.956	26.508	38.394		19:10:37.449	8		1:40.074	48.800	25.504	25.770		18:49:28.220
9		4:07.464	3:15.856	25.732	25.876		19:14:44.913	9		1:39.754	48.016		2:05.524		18:51:07.974
10		1:39.735	47.753	26.105	25.877		19:16:24.648	10		1:38.928	47.754	25.441	25.733		18:52:46.902
11		1:42.931	50.398	26.088	26.445		19:18:07.579	11		1:38.533	47.504	25.236	25.793		18:54:25.435
12		1:38.377	47.528		2:04.822		19:19:45.956	12		1:43.120	49.263	27.300	26.557		18:56:08.555
13		1:50.602 P	47.790	26.092	36.720		19:21:36.558	13		1:38.715	47.549		2:05.272		18:57:47.270

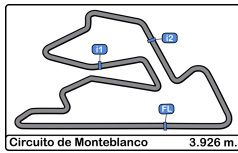
133 Ángel Santos Avalle LIGIER JS2R
 GT4 Mikkel Kristensen Illan ESCUDERIA LA CORUÑA

Vta	D	Tiempo	Sector 1	Sector 2	Sector 3	T. Spd	Elapsed	Vta	D	Tiempo	Sector 1	Sector 2	Sector 3	T. Spd	Elapsed
1		18:32:12.783 P	18:31:03.990	31.143	37.650		18:32:12.783	14		1:49.244 P	50.536	26.283	32.425		18:59:36.514
2		2:39.138	1:42.207	28.580	28.351		18:34:51.921	15		4:00.175	3:08.210	25.631	26.334		19:03:36.689
3		1:48.675	52.858	27.788	28.029		18:36:40.596	16		1:37.908	47.409		2:04.242		19:05:14.597
4		1:47.273	51.917	27.660	27.696		18:38:27.869	17		1:42.767	50.663	25.826	26.278		19:06:57.364
5		1:47.594	52.172	27.718	27.704		18:40:15.463	18		1:38.716	47.657	25.192	25.867		19:08:36.080
6		1:52.973 P	52.309	27.458	33.206		18:42:08.436	19		1:52.247 P	51.911	28.591	31.745		19:10:28.327
7		3:02.043	2:06.645	27.618	27.780		18:45:10.479	20		4:25.625	3:33.133	26.213	26.279		19:14:53.952
8		1:46.670	51.302	27.552	27.816		18:46:57.149	21		1:37.708	47.202	24.951	25.555		19:16:31.660
9		1:46.160	51.367	27.077	27.716		18:48:43.309	22		1:38.900	48.061	25.166	25.673		19:18:10.560
10		1:46.381	51.429	27.406	27.546		18:50:29.690	23		1:44.088 P	48.272	25.679	30.137		19:19:54.648
11		1:47.377	52.210	27.224	27.943		18:52:17.067	24		3:43.665	2:52.732	24.924	26.009		19:23:38.313
12		1:46.382	50.941	27.494	27.947		18:54:03.449	25		1:50.358 P	48.048	25.078	37.232		19:25:28.671
13		1:45.579	50.951	27.070	27.558		18:55:49.028								

170 Agustín Sanabria Crespo KTM GT4
 GT4 ESCUDERIA FARAON

Vta	D	Tiempo	Sector 1	Sector 2	Sector 3	T. Spd	Elapsed	Vta	D	Tiempo	Sector 1	Sector 2	Sector 3	T. Spd	Elapsed
1		18:39:35.891	18:38:33.597	31.062	31.232		18:39:35.891	1		18:39:35.891	18:38:33.597	31.062	31.232		18:39:35.891
2		1:52.288	55.041	28.714	28.533		18:41:28.179	2		1:52.288	55.041	28.714	28.533		18:41:28.179
3		1:50.016	53.603	28.401	28.012		18:43:18.195	3		1:50.016	53.603	28.401	28.012		18:43:18.195
4		1:59.943 P	52.673	29.416	37.854		18:45:18.138	4		1:59.943 P	52.673	29.416	37.854		18:45:18.138
5		6:02.231 P	4:48.187	30.931	43.113		18:51:20.369	5		6:02.231 P	4:48.187	30.931	43.113		18:51:20.369
6		4:01.355	3:04.333	27.824	29.198		18:55:21.724	6		4:01.355	3:04.333	27.824	29.198		18:55:21.724
7		1:52.447	57.272	27.258	27.917		18:57:14.171	7		1:52.447	57.272	27.258	27.917		18:57:14.171
8		2:13.406	59.445	30.939	43.022		18:59:27.577	8		2:13.406	59.445	30.939	43.022		18:59:27.577
9		22:12.840	21:13.003	30.585	29.252		19:21:40.417	9		22:12.840	21:13.003	30.585	29.252		19:21:40.417
10		1:47.092	53.135	26.967	26.990		19:23:27.509	10		1:47.092	53.135	26.967	26.990		19:23:27.509
11		2:00.007 P	54.139	28.748	37.120		19:25:27.516	11		2:00.007 P	54.139	28.748	37.120		19:25:27.516





Monteblando
GT-CET
Entrenamiento Privado
Tiempos Por Vuelta



181

Jan Schidlof Marek

MCLAREN ARTURA GT4

GT4

Francesc Guitierrez Agüi

ESCUADERIA BAIX EMPORDÀ

Vta	D	Tiempo	Sector 1	Sector 2	Sector 3	T. Spd	Elapsed
1		18:33:59.919	18:32:51.557	36.679	31.683		18:33:59.919
2		1:52.742	56.342	28.079	28.321		18:35:52.661
3		1:59.019 P	52.737	27.053	39.229		18:37:51.680
4		4:21.687	3:26.694	27.304	27.689		18:42:13.367
5		1:46.965	51.696	27.116	28.153		18:44:00.332
6		1:45.515	51.289		2:13.668		18:45:45.847
7		1:45.697	51.466	26.881	27.350		18:47:31.544
8		1:45.325	51.111		2:12.675		18:49:16.869
9		2:14.893 P	56.983	31.740	46.170		18:51:31.762
10		6:04.172	5:06.394	29.226	28.552		18:57:35.934
11		1:49.839	53.439	28.198	28.202		18:59:25.773
12		1:47.894	52.065		2:16.096		19:01:13.667
13		1:47.081	51.651	27.630	27.800		19:03:00.748
14		1:47.806	52.010	28.451	27.345		19:04:48.554
15		1:46.829	51.682	27.551	27.596		19:06:35.383
16		1:47.802	52.108	27.474	28.220		19:08:23.185
17		1:47.184	51.921	27.408	27.855		19:10:10.369
18		1:47.162	51.963	27.604	27.595		19:11:57.531
19		1:46.332	51.275	27.566	27.491		19:13:43.863
20		1:46.285	51.404		2:13.776		19:15:30.148
21		1:46.052	51.023	27.199	27.830		19:17:16.200
22		3:42.566 P	2:41.118	28.239	33.209		19:20:58.766

199

José Barros

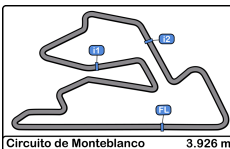
PORSCHE 992 GT3 CUP

GT Cup

VELOSO MOTORSPORT

Vta	D	Tiempo	Sector 1	Sector 2	Sector 3	T. Spd	Elapsed
1		18:32:22.088	18:31:15.686	34.050	32.352		18:32:22.088
2		1:51.737	55.867	27.907	27.963		18:34:13.825
3		2:00.783	52.212	28.304	40.267		18:36:14.608
4		3:42.663	2:42.105	30.178	30.380		18:39:57.271
5		1:46.425	52.235		2:16.805		18:41:43.696
6		1:39.759	48.096	25.554	26.109		18:43:23.455
7		1:43.141	48.608	26.086	28.447		18:45:06.596
8		1:45.456	51.953	26.794	26.709		18:46:52.052
9		1:40.022	47.501		2:06.731		18:48:32.074
10		1:53.310 P	51.889	26.309	35.112		18:50:25.384
11		2:56.758	2:05.528	25.290	25.940		18:53:22.142
12		1:39.439	47.861	25.616	25.962		18:55:01.581
13		1:39.042	47.593		2:05.004		18:56:40.623
14		1:39.150	47.244		3:44.154		18:58:19.773
15		1:39.078	47.647	25.494	25.937		18:59:58.851
16		1:39.179	47.674		2:05.116		19:01:38.030
17		1:51.799 P	47.663	25.486	38.650		19:03:29.829
18		3:49.298	2:56.983	25.810	26.505		19:07:19.127
19		1:39.012	47.814		2:05.517		19:08:58.139
20		1:39.630	47.582	25.786	26.262		19:10:37.769
21		1:41.523	48.176	25.959	27.388		19:12:19.292
22		1:40.903	48.098	26.650	26.155		19:14:00.195
23		1:48.115	48.187	32.427	27.501		19:15:48.310
24		1:38.765	47.734		2:06.266		19:17:27.075
25		1:39.019	47.559	25.588	25.872		19:19:06.094
26		1:37.979	47.136	25.176	25.667		19:20:44.073
27		1:42.477	47.869	27.874	26.734		19:22:26.550
28		1:49.992 P	47.448		2:16.726		19:24:16.542



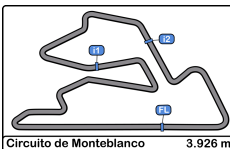


Monteblanco
GT-CET
Entrenamiento Privado
Mejores Sectores



Sector - 1			Sector - 2			Sector - 3			Vta. Ideal vs Vta. Mejor			
Clas	Nº Piloto	Tiempo	Nº Piloto	Tiempo	Nº Piloto	Tiempo	Clas	Nº Piloto	Vta. Ideal	Vta. Mejor	Clas	
1	111 Yeregui - Carretero	46.640	135 Martins - Svepes	24.924	111 Yeregui - Carretero	24.946	1	111 Yeregui - Carretero	1:36.699	1:36.699	1	
2	122 Barambio - Garcia	46.890	122 Barambio - Garcia	24.928	122 Barambio - Garcia	25.259	2	122 Barambio - Garcia	1:37.077	1:37.048	2	
3	199 José Barros	47.136	100 Bras - Gonzalez	25.098	135 Martins - Svepes	25.555	3	135 Martins - Svepes	1:37.681	1:37.708	3	
4	135 Martins - Svepes	47.202	111 Yeregui - Carretero	25.113	199 José Barros	25.667	4	199 José Barros	1:37.979	1:37.979	4	
5	100 Bras - Gonzalez	47.609	199 José Barros	25.176	100 Bras - Gonzalez	25.672	5	100 Bras - Gonzalez	1:38.379	1:38.581	5	
6	114 Hendrik Van Zoest	47.983	112 Lourinho - Gomez	25.468	114 Hendrik Van Zoest	25.920	6	114 Hendrik Van Zoest	1:39.452	1:39.756	6	
7	118 Fontes - Silvero	48.475	114 Hendrik Van Zoest	25.549	112 Lourinho - Gomez	26.050	7	112 Lourinho - Gomez	1:40.059	1:40.572	7	
8	112 Lourinho - Gomez	48.541	118 Fontes - Silvero	25.944	118 Fontes - Silvero	26.325	8	118 Fontes - Silvero	1:40.744	1:40.744	8	
9	133 Santos - Kristensen	50.941	181 Schidlof - Guitierrez	26.881	170 Agustin Sanabria Crespo	26.990	9	181 Schidlof - Guitierrez	1:45.249	1:45.325	9	
10	181 Schidlof - Guitierrez	51.023	170 Agustin Sanabria Crespo	26.967	181 Schidlof - Guitierrez	27.345	10	133 Santos - Kristensen	1:45.386	1:45.579	10	
11	120 Aizpurua - Romero	51.445	133 Santos - Kristensen	27.070	133 Santos - Kristensen	27.375	11	120 Aizpurua - Romero	1:46.552	1:46.576	11	
12	170 Agustin Sanabria Crespo	52.673	120 Aizpurua - Romero	27.177	120 Aizpurua - Romero	27.930	12	170 Agustin Sanabria Crespo	1:46.630	1:47.092	12	
13	6 Cañizares - Menkes	52.770	6 Cañizares - Menkes	27.926	6 Cañizares - Menkes	28.493	13	6 Cañizares - Menkes	1:49.189	1:49.527	13	
14	36 Alvarez - Santos	53.970	36 Alvarez - Santos	28.473	36 Alvarez - Santos	29.054	14	36 Alvarez - Santos	1:51.497	1:51.814	14	
15	66 Laurent Puitgmal	55.634	18 Lopez - Rodriguez	29.364	18 Lopez - Rodriguez	29.871	15	18 Lopez - Rodriguez	1:55.100	1:55.150	15	
16	18 Lopez - Rodriguez	55.865	66 Laurent Puitgmal	29.497	66 Laurent Puitgmal	30.075	16	66 Laurent Puitgmal	1:55.206	1:55.297	16	
17	9 Albors - Lopez	56.649	9 Albors - Lopez	30.299	9 Albors - Lopez	30.331	17	9 Albors - Lopez	1:57.279	1:57.393	17	
18	22 Stephan Polderman	Transpond	22 Stephan Polderman	Transpond	22 Stephan Polderman	Transpond	18	22 Stephan Polderman	Transpon	Transpon	18	
19	23 Jose Antonio Gomez Gutierre	Transpond	23 Jose Antonio Gomez Gutierre	Transpond	23 Jose Antonio Gomez Gutierre	Transpond	19	23 Jose Antonio Gomez Gutierre	Transpon	Transpon	19	
20	88 Mauro Tim Polderman	Transpond	88 Mauro Tim Polderman	Transpond	88 Mauro Tim Polderman	Transpond	20	88 Mauro Tim Polderman	Transpon	Transpon	20	



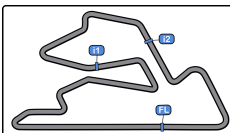


Monteblanco
GT-CET
Entrenamiento Privado
5 Mejores Tiempos



Cl	Nº	Equipo/Concursante	Piloto 1	Piloto 2	Vehiculo	Cat	Cl	Mejor 1		Mejor 2		Mejor 3		Mejor 4		Mejor 5	
								Tiempo	Vta	Tiempo	Vta	Tiempo	Vta	Tiempo	Vta	Tiempo	Vta
1	111	CD DAGO	Pablo Yeregui Ybarra	Daniel Carretero Ortega	AUDI R8	GPX	1	1:36.699	23	1:37.905	24	1:38.080	4	1:38.624	5	1:39.760	3
2	122	GT CORSE	Alejandro Barambio Perea	Borja Garcia Menendez	PORSCHE 992 GT3 CUP	GT Cup	1	1:37.048	5	1:37.088	2	1:37.590	3	1:38.377	12	1:39.735	10
3	135	RACAR MOTORSPORT	Leandro Martins	Dieter Svepes	PORSCHE 992 GT3 CUP	GT Cup	2	1:37.708	21	1:37.908	16	1:38.533	11	1:38.715	13	1:38.716	18
4	199	VELOSO MOTORSPORT	José Barros		PORSCHE 992 GT3 CUP	GT Cup	3	1:37.979	26	1:38.765	24	1:39.012	19	1:39.019	25	1:39.042	13
5	100	ESCUADERIA FARAON	Pablo V. Bras Silvero	Fernando Gonzalez Gonzalez	PORSCHE 992 GT3 CUP	GT Cup	4	1:38.581	22	1:38.798	21	1:38.851	18	1:39.047	15	1:39.140	16
6	114	SKUALO COMPETICIÓN	Hendrik Van Zoest	JF	PORSCHE 992 GT3 CUP	GT Cup	5	1:39.756	18	1:39.893	21	1:40.263	17	1:40.733	16	1:40.959	19
7	112	ESCUADERIA FARAON	Pedro M. Lourinho Bras	Miguel Gomez Guillen	PORSCHE 992 GT3 CUP	GT Cup	6	1:40.572	11	1:40.676	9	1:40.687	10	1:41.069	17	1:41.340	18
8	118	ESCUADERIA FARAON	Alvaro Fontes Blanco	Pedro M. Silvero Castilla	FERRARI 488 CH EVO	GPX	2	1:40.744	12	1:40.830	10	1:40.884	4	1:41.497	6	1:42.029	20
9	181	ESCUADERIA BAIX EMPORDÀ	Jan Schidlof Marek	JF Francesc Guitierrez Agüi	MCLAREN ARTURA GT4	GT4	1	1:45.325	8	1:45.515	6	1:45.697	7	1:46.052	21	1:46.285	20
10	133	ESCUADERIA LA CORUÑA	Ángel Santos Avalle	Mikkel Kristensen Illan	LIGIER JS2R	GT4	2	1:45.579	13	1:45.924	23	1:46.160	9	1:46.254	21	1:46.254	22
11	120	ESCUADERIA LA CORUÑA	Jon Aizpurua Saenz	JF Miguel Angel Romero	LIGIER JS2R	GPX	3	1:46.576	6	1:47.350	5	1:47.932	4	1:49.026	20	1:49.552	18
12	170	ESCUADERIA FARAON	Agustin Sanabria Crespo		KTM GT4	GT4	3	1:47.092	10	1:50.016	3	1:52.288	2	1:52.447	7	1:59.943	4
13	6	RX PRO RACING	Manuel Cañizares Tortosa	JR Marcos Menkes Campelo	JR PEUGEOT 308 RACING CUP	D1	1	1:49.527	7	1:49.563	9	1:49.592	5	1:49.877	24	1:50.085	6
14	36	UCAV RACING	Carlos Alvarez Sardin	JF José Santos Pérez	SEAT LEON SUPERCOPA MK2	D1	2	1:51.814	13	1:53.474	17	1:53.751	10	1:54.664	7	1:55.374	16
15	18	C.D.PLEMAR SPORT	Jose Luis Lopez Valdivielso	JF Alvaro Rodriguez Sastre	RENAULT CLIO CUP IV	D3	1	1:55.150	22	1:55.693	21	1:58.589	13	1:58.784	18	1:59.021	9
16	66	MOTOR CLUB SABADELL	Laurent Puitgmal		RENAULT CLIO CUP IV	D3	2	1:55.297	12	1:55.540	9	1:55.548	11	1:56.344	8	1:56.392	10
17	9	BALBOR MOTORSPORT C.A.	Jose Luis Albors Aleixandre	JF German Lopez Balboa	RENAULT CLIO CUP IV	D3	3	1:57.393	5	1:57.542	4	1:57.934	6	1:58.133	3	1:59.445	14
18	22	A.SCHIMPF TEAM	Stephan Polderman		Renault CLIO CUP V												
19	23	ESCUADERIA LA CORUÑA	Jose Antonio Gomez Gutierrez		Renault CLIO CUP V												
20	88	A.SCHIMPF TEAM	Mauro Tim Polderman		Renault CLIO CUP V												





Monteblanco

GT-CET

Entrenamiento Privado

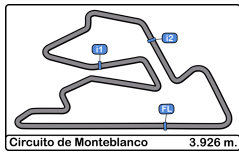
Secuencia Vueltas Rápidas

Circuito de Monteblanco 3.926 m.

GT-CET
CAMPEONATO DE ESPAÑA

Vta	Hora Día	Tiempo Sesión	Nº	Equipo/Concursante	Piloto 1	Piloto 2	Vehículo	Cat	Tiempo	Km/h		
2	18:33:52.418	3:52.418	6	RX PRO RACING	Manuel Cañizares Tortosa	JR	Marcos Menkes Campelo	JR	PEUGEOT 308 RACING CUP	D1	1:53.313	124.7
2	18:33:55.743	3:55.743	135	RACAR MOTORSPORT	Leandro Martins		Dieter Svepes		PORSCHE 992 GT3 CUP	GT Cup	1:48.661	130.0
2	18:34:23.367	4:23.367	111	CD DAGO	Pablo Yeregui Ybarra		Daniel Carretero Ortega		AUDI R8	GPX	1:40.421	140.7
3	18:36:03.127	6:03.127	111	CD DAGO	Pablo Yeregui Ybarra		Daniel Carretero Ortega		AUDI R8	GPX	1:39.760	141.6
4	18:37:41.207	7:41.207	111	CD DAGO	Pablo Yeregui Ybarra		Daniel Carretero Ortega		AUDI R8	GPX	1:38.080	144.1
2	18:58:46.844	28:46.844	122	GT CORSE	Alejandro Barambio Perea		Borja Garcia Menendez		PORSCHE 992 GT3 CUP	GT Cup	1:37.088	145.5
5	19:03:53.147	33:53.147	122	GT CORSE	Alejandro Barambio Perea		Borja Garcia Menendez		PORSCHE 992 GT3 CUP	GT Cup	1:37.048	145.6
23	19:20:57.806	50:57.806	111	CD DAGO	Pablo Yeregui Ybarra		Daniel Carretero Ortega		AUDI R8	GPX	1:36.699	146.1





Monteblando GT-CET Entrenamiento Privado Tiempos Parada en Pit



6	Manuel Cañizares Tortosa	PEUGEOT 308 RACING CUP					
D1	Marcos Menkes Campelo	RX PRO RACING					
Nº	Hora Día	Tiempo	Tiempo Salida	Tiempo Box	T. Box Total	Handicap	Diff.
1	18:35:51.845	18:35:51.845	18:36:52.621	1:00.776	1:00.776		
2	18:51:54.165	18:51:54.165	18:54:13.657	2:19.492	3:20.268		
3	19:04:01.418	19:04:01.418	19:09:00.009	4:58.591	8:18.859		

9	Jose Luis Albors Aleixandre	RENAULT CLIO CUP IV					
D3	German Lopez Balboa	BALBOR MOTORSPORT C.A.					
Nº	Hora Día	Tiempo	Tiempo Salida	Tiempo Box	T. Box Total	Handicap	Diff.
1	18:48:02.699	18:48:02.699	18:54:40.897	6:38.198	6:38.198		
2	19:03:16.529	19:03:16.529	19:06:30.374	3:13.845	9:52.043		
3	19:18:42.471	19:18:42.471	19:21:18.736	2:36.265	12:28.308		

18	Jose Luis Lopez Valdivielso	RENAULT CLIO CUP IV					
D3	Alvaro Rodriguez Sastre	C.D.PLEMAR SPORT					
Nº	Hora Día	Tiempo	Tiempo Salida	Tiempo Box	T. Box Total	Handicap	Diff.
1	19:12:28.968	19:12:28.968	19:16:16.594	3:47.626	3:47.626		

36	Carlos Alvarez Sindin	SEAT LEON SUPERCOPA MK2					
D1	José Santos Pérez	UCAV RACING					
Nº	Hora Día	Tiempo	Tiempo Salida	Tiempo Box	T. Box Total	Handicap	Diff.
1	18:43:23.881	18:43:23.881	18:45:41.460	2:17.579	2:17.579		
2	18:57:52.499	18:57:52.499	19:01:22.942	3:30.443	5:48.022		
3	19:07:21.070	19:07:21.070	19:11:24.249	4:03.179	9:51.201		

66	Laurent Puitgmal	RENAULT CLIO CUP IV					
D3		MOTOR CLUB SABADELL					
Nº	Hora Día	Tiempo	Tiempo Salida	Tiempo Box	T. Box Total	Handicap	Diff.
1	18:35:54.030	18:35:54.030	18:36:45.170	51.140	51.140		

100	Pablo V. Bras Silvero	PORSCHE 992 GT3 CUP					
GT Cup	Fernando Gonzalez Gonzal	ESCUDERIA FARAON					
Nº	Hora Día	Tiempo	Tiempo Salida	Tiempo Box	T. Box Total	Handicap	Diff.
1	18:43:57.861	18:43:57.861	18:46:42.321	2:44.460	2:44.460		
2	18:58:52.674	18:58:52.674	19:03:04.202	4:11.528	6:55.988		
3	19:13:18.850	19:13:18.850	19:16:29.547	3:10.697	10:06.685		

111	Pablo Yeregui Ybarra	AUDI R8					
GPX	Daniel Carretero Ortega	CD DAGO					
Nº	Hora Día	Tiempo	Tiempo Salida	Tiempo Box	T. Box Total	Handicap	Diff.
1	18:41:11.246	18:41:11.246	18:43:31.647	2:20.401	2:20.401		
2	18:48:48.925	18:48:48.925	18:50:47.679	1:58.754	4:19.155		
3	19:11:31.218	19:11:31.218	19:17:38.291	6:07.073	10:26.228		

112	Pedro M. Lourinho Bras	PORSCHE 992 GT3 CUP					
GT Cup	Miguel Gomez Guillen	ESCUDERIA FARAON					
Nº	Hora Día	Tiempo	Tiempo Salida	Tiempo Box	T. Box Total	Handicap	Diff.
1	18:38:56.882	18:38:56.882	18:41:24.720	2:27.838	2:27.838		
2	18:55:19.497	18:55:19.497	18:57:35.729	2:16.232	4:44.070		
3	18:59:26.399	18:59:26.399	19:00:47.361	1:20.962	6:05.032		

114	Hendrik Van Zoest	PORSCHE 992 GT3 CUP					
GT Cup		SKUALO COMPETICIÓN					
Nº	Hora Día	Tiempo	Tiempo Salida	Tiempo Box	T. Box Total	Handicap	Diff.
1	18:46:57.725	18:46:57.725	18:48:21.200	1:23.475	1:23.475		
2	19:00:22.438	19:00:22.438	19:10:05.886	9:43.448	11:06.923		

118	Alvaro Fontes Blanco	FERRARI 488 CH EVO					
GPX	Pedro M. Silvero Castilla	ESCUDERIA FARAON					
Nº	Hora Día	Tiempo	Tiempo Salida	Tiempo Box	T. Box Total	Handicap	Diff.
1	18:44:06.312	18:44:06.312	18:44:44.712	38.400	38.400		
2	18:47:04.085	18:47:04.085	18:52:19.411	5:15.326	5:53.726		
3	19:01:11.508	19:01:11.508	19:05:22.962	4:11.454	10:05.180		

120	Jon Aizpurua Saenz	LIGIER JS2R					
GPX	Miguel Angel Romero	ESCUDERIA LA CORUÑA					
Nº	Hora Día	Tiempo	Tiempo Salida	Tiempo Box	T. Box Total	Handicap	Diff.
1	18:36:16.411	18:36:16.411	18:37:33.998	1:17.587	1:17.587		
2	18:46:39.564	18:46:39.564	18:51:47.465	5:07.901	6:25.488		
3	18:58:05.322	18:58:05.322	19:04:47.956	6:42.634	13:08.122		

122	Alejandro Barambio Perea	PORSCHE 992 GT3 CUP					
GT Cup	Borja Garcia Menendez	GT CORSE					
Nº	Hora Día	Tiempo	Tiempo Salida	Tiempo Box	T. Box Total	Handicap	Diff.
1	19:05:36.195	19:05:36.195	19:07:04.609	1:28.414	1:28.414		
2	19:10:34.802	19:10:34.802	19:13:03.471	2:28.669	3:57.083		

133	Ángel Santos Avale	LIGIER JS2R					
GT4	Mikkel Kristensen Illan	ESCUDERIA LA CORUÑA					
Nº	Hora Día	Tiempo	Tiempo Salida	Tiempo Box	T. Box Total	Handicap	Diff.
1	18:32:10.353	18:32:10.353	18:32:57.877	47.524	47.524		
2	18:42:06.018	18:42:06.018	18:43:18.986	1:12.968	2:00.492		
3	18:57:45.302	18:57:45.302	18:59:27.372	1:42.070	3:42.562		

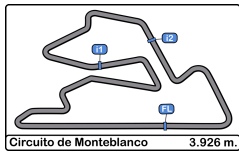
135	Leandro Martins	PORSCHE 992 GT3 CUP					
GT Cup	Dieter Svepes	RACAR MOTORSPORT					
Nº	Hora Día	Tiempo	Tiempo Salida	Tiempo Box	T. Box Total	Handicap	Diff.
1	18:33:53.347	18:33:53.347	18:35:49.871	1:56.524	1:56.524		
2	18:42:29.934	18:42:29.934	18:46:00.855	3:30.921	5:27.445		
3	18:59:33.640	18:59:33.640	19:01:56.318	2:22.678	7:50.123		
4	19:10:25.827	19:10:25.827	19:13:10.262	2:44.435	10:34.558		
5	19:19:52.316	19:19:52.316	19:22:01.395	2:09.079	12:43.637		

170	Agustin Sanabria Crespo	KTM GT4					
GT4		ESCUDERIA FARAON					
Nº	Hora Día	Tiempo	Tiempo Salida	Tiempo Box	T. Box Total	Handicap	Diff.
1	18:45:15.928	18:45:15.928	18:49:08.874	3:52.946	3:52.946		
2	18:51:17.389	18:51:17.389	18:53:32.784	2:15.395	6:08.341		
3	18:59:24.901	18:59:24.901	19:19:39.800	20:14.899	26:23.240		

181	Jan Schidlof Marek	MCLAREN ARTURA GT4					
GT4	Francesc Guitierrez Agüi	ESCUDERIA BAIX EMPORDÁ					
Nº	Hora Día	Tiempo	Tiempo Salida	Tiempo Box	T. Box Total	Handicap	Diff.
1	18:37:48.337	18:37:48.337	18:40:24.212	2:35.875	2:35.875		
2	18:51:28.233	18:51:28.233	18:55:44.840	4:16.607	6:52.482		

199	José Barros	PORSCHE 992 GT3 CUP					
GT Cup		VELOSO MOTORSPORT					
Nº	Hora Día	Tiempo	Tiempo Salida	Tiempo Box	T. Box Total	Handicap	Diff.
1	18:36:12.186	18:36:12.186	18:38:03.780	1:51.594	1:51.594		
2	18:50:22.948	18:50:22.948	18:51:43.351	1:20.403	3:11.997		
3	19:03:27.482	19:03:27.482	19:05:36.191	2:08.709	5:20.706		

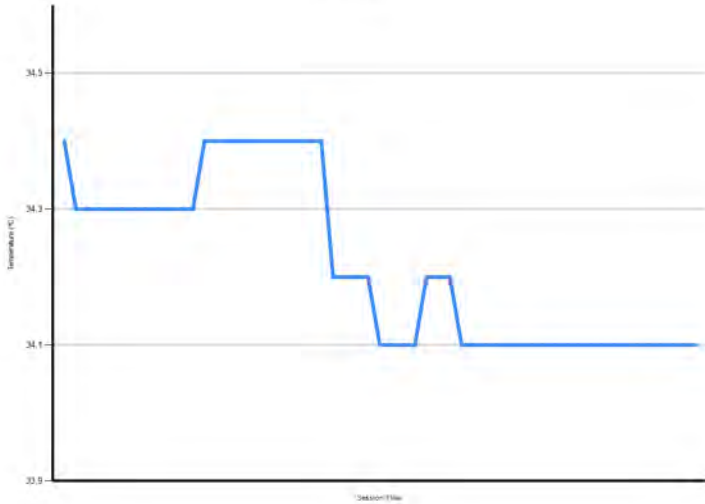




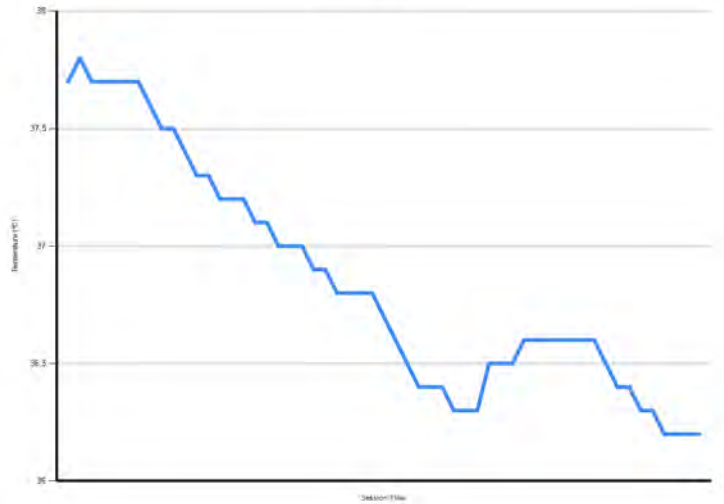
Monteblando
GT-CET
Entrenamiento Privado
Informe Meteorológico



Temperatura Aire



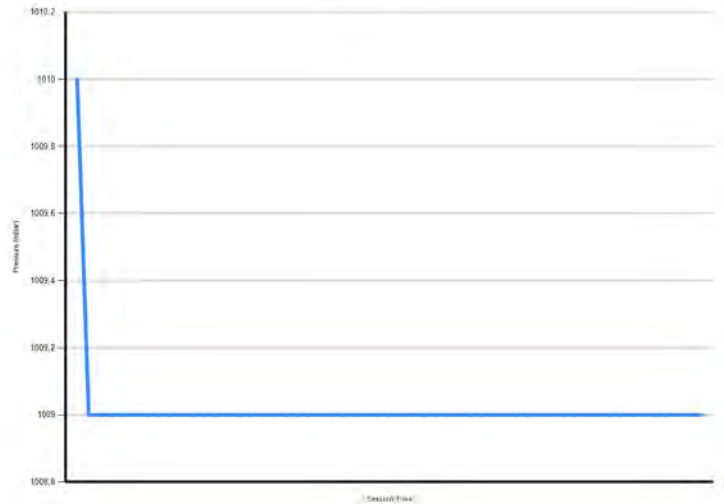
Temperatura Pista



Humedad




Presión

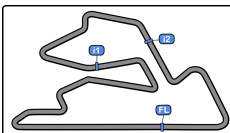


Velocidad Viento



Dirección Viento





Monteblanco
GT-CET
Entrenamiento Cronometrado 1
Resultados Provisionales



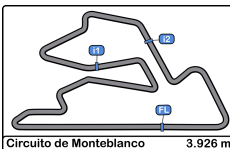
Cls	Nº	Equipo/Concursante	Piloto 1	Piloto 2	Vehiculo	Cat	Cls	Vtas.	Mejor	Tiempo	Dif 1º	Interval	Km/h	
1	111	CD DAGO	Pablo Yeregui Ybarra	<u>Daniel Carretero Ortega</u>	AUDI R8	GPX	1	7	6	1:35.033			148.7	
2	122	GT CORSE	Alejandro Barambio Perea	<u>Borja Garcia Menendez</u>	PORSCHE 992 GT3 CUP	GT Cup	1	9	3	1:35.743	0.710	0.710	147.6	
3	135	RACAR MOTORSPORT	<u>Leandro Martins</u>	Dieter Svepes	PORSCHE 992 GT3 CUP	GT Cup	2	13	11	1:36.822	1.789	1.079	145.9	
4	199	VELOSO MOTORSPORT	José Barros		PORSCHE 992 GT3 CUP	GT Cup	3	11	9	1:37.072	2.039	0.250	145.5	
5	100	ESCUADERIA FARAON	Pablo V. Bras Silvero	<u>Fernando Gonzalez Gonzalez</u>	PORSCHE 992 GT3 CUP	GT Cup	4	6	5	1:37.862	2.829	0.790	144.4	
6	114	SKUALO COMPETICIÓN	Hendrik Van Zoest	JF	PORSCHE 992 GT3 CUP	GT Cup	5	10	9	1:38.579	3.546	0.717	143.3	
7	118	ESCUADERIA FARAON	<u>Alvaro Fontes Blanco</u>	Pedro M. Silvero Castilla	FERRARI 488 CH EVO	GPX	2	6	4	1:39.413	4.380	0.834	142.1	
8	112	ESCUADERIA FARAON	<u>Pedro M. Lourinho Bras</u>	Miguel Gomez Guillen	PORSCHE 992 GT3 CUP	GT Cup	6	6	5	1:40.249	5.216	0.836	140.9	
9	191	VELOSO MOTORSPORT	Jean-Roch Piat	JF	PORSCHE 991.1 GT3 CUP	GT Cup	7	10	9	1:42.497	7.464	2.248	137.8	
10	170	ESCUADERIA FARAON	Agustin Sanabria Crespo		KTM GT4	GT4	1	7	6	1:43.072	8.039	0.575	137.1	
11	181	ESCUADERIA BAIX EMPORDÁ	<u>Jan Schidlof Marek</u>	JF	Francesc Guitierrez Agüi	MCLAREN ARTURA GT4	GT4	2	10	9	1:44.180	9.147	1.108	135.6
12	133	ESCUADERIA LA CORUÑA	<u>Ángel Santos Avalu</u>		Mikkel Kristensen Illan	LIGIER JS2R	GT4	3	6	5	1:44.403	9.370	0.223	135.3
13	6	RX PRO RACING	<u>Manuel Cañizares Tortosa</u>	JR	Marcos Menkes Campelo	PEUGEOT 308 RACING CUP	D1	1	8	6	1:46.811	11.778	2.408	132.3
14	120	ESCUADERIA LA CORUÑA	<u>Jon Aizpurua Saenz</u>	JF	Miguel Angel Romero	LIGIER JS2R	GPX	3	5	4	1:53.593	18.560	6.782	124.4
15	36	UCAV RACING	<u>Carlos Alvarez Sindin</u>	JF	José Santos Pérez	SEAT LEON SUPERCOPA MK2	D1	2	6	4	1:54.410	19.377	0.817	123.5
16	66	MOTOR CLUB SABADELL	Laurent Puitgmal			RENAULT CLIO CUP IV	D3	1	5	4	1:55.557	20.524	1.147	122.3
17	9	BALBOR MOTORSPORT C.A.	Jose Luis Albors Aleixandre	JF	<u>German Lopez Balboa</u>	RENAULT CLIO CUP IV	D3	2	9	8	1:55.909	20.876	0.352	121.9
18	18	C.D.PLEMAR SPORT	<u>Jose Luis Lopez Valdivielso</u>	JF	Alvaro Rodriguez Sastre	RENAULT CLIO CUP IV	D3	3	12	4	1:56.637	21.604	0.728	121.1

Publicado a las:.....

Temp Pista: **30.7 °C** Temp Aire: **25.4 °C** Humedad: **46 %** Estado Pista: **SECA**

Director Carrera:	Máximo Guerrero DPB-0803-ESP/NA	Cronometrador:	Luis García JOB-2654-ESP/M
--------------------------	------------------------------------	-----------------------	-----------------------------------





Monteblanco

GT-CET

Entrenamiento Cronometrado 1

Resultados Provisionales por Categoría

GT-CET
CAMPEONATO DE ESPAÑA

GPX													
Cls	Nº	Equipo/Concursante	Piloto 1	Piloto 2	Vehículo	Cat	Cls	Vtas.	Mejor	Tiempo	Dif 1º	Interval	Km/h
1	111	CD DAGO	Pablo Yeregui Ybarra	<u>Daniel Carretero Ortega</u>	AUDI R8	GPX	1	7	6	1:35.033			148.7
2	118	ESCUADERIA FARAON	<u>Alvaro Fontes Blanco</u>	Pedro M. Silvero Castilla	FERRARI 488 CH EVO	GPX	2	6	4	1:39.413	4.380	4.380	142.1
3	120	ESCUADERIA LA CORUÑA	<u>Jon Aizpurua Saenz</u>	JF Miguel Angel Romero	LIGIER JS2R	GPX	3	5	4	1:53.593	18.560	14.180	124.4

GT Cup													
Cls	Nº	Equipo/Concursante	Piloto 1	Piloto 2	Vehículo	Cat	Cls	Vtas.	Mejor	Tiempo	Dif 1º	Interval	Km/h
1	122	GT CORSE	Alejandro Barambio Perea	<u>Borja Garcia Menendez</u>	PORSCHE 992 GT3 CUP	GT Cup	1	9	3	1:35.743			147.6
2	135	RACAR MOTORSPORT	<u>Leandro Martins</u>	Dieter Svepes	PORSCHE 992 GT3 CUP	GT Cup	2	13	11	1:36.822	1.079	1.079	145.9
3	199	VELOSO MOTORSPORT	José Barros		PORSCHE 992 GT3 CUP	GT Cup	3	11	9	1:37.072	1.329	0.250	145.5
4	100	ESCUADERIA FARAON	Pablo V. Bras Silvero	<u>Fernando Gonzalez Gonzalez</u>	PORSCHE 992 GT3 CUP	GT Cup	4	6	5	1:37.862	2.119	0.790	144.4
5	114	SKUALO COMPETICIÓN	Hendrik Van Zoest	JF	PORSCHE 992 GT3 CUP	GT Cup	5	10	9	1:38.579	2.836	0.717	143.3
6	112	ESCUADERIA FARAON	<u>Pedro M. Lourinho Bras</u>	Miguel Gomez Guillen	PORSCHE 992 GT3 CUP	GT Cup	6	6	5	1:40.249	4.506	1.670	140.9
7	191	VELOSO MOTORSPORT	Jean-Roch Piat	JF	PORSCHE 991.1 GT3 CUP	GT Cup	7	10	9	1:42.497	6.754	2.248	137.8

GT4													
Cls	Nº	Equipo/Concursante	Piloto 1	Piloto 2	Vehículo	Cat	Cls	Vtas.	Mejor	Tiempo	Dif 1º	Interval	Km/h
1	170	ESCUADERIA FARAON	Agustin Sanabria Crespo		KTM GT4	GT4	1	7	6	1:43.072			137.1
2	181	ESCUADERIA BAIX EMPORDÁ	<u>Jan Schidlof Marek</u>	JF Francesc Guitierrez Agüi	MCLAREN ARTURA GT4	GT4	2	10	9	1:44.180	1.108	1.108	135.6
3	133	ESCUADERIA LA CORUÑA	<u>Ángel Santos Avalle</u>	Mikkel Kristensen Illan	LIGIER JS2R	GT4	3	6	5	1:44.403	1.331	0.223	135.3

D1													
Cls	Nº	Equipo/Concursante	Piloto 1	Piloto 2	Vehículo	Cat	Cls	Vtas.	Mejor	Tiempo	Dif 1º	Interval	Km/h
1	6	RX PRO RACING	<u>Manuel Cañizares Tortosa</u>	JR Marcos Menkes Campelo	JR PEUGEOT 308 RACING CUP	D1	1	8	6	1:46.811			132.3
2	36	UCAV RACING	<u>Carlos Alvarez Sindin</u>	JF José Santos Pérez	SEAT LEON SUPERCOPA MK2	D1	2	6	4	1:54.410	7.599	7.599	123.5

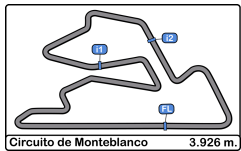
D3													
Cls	Nº	Equipo/Concursante	Piloto 1	Piloto 2	Vehículo	Cat	Cls	Vtas.	Mejor	Tiempo	Dif 1º	Interval	Km/h
1	66	MOTOR CLUB SABADELL	Laurent Puitgmal		RENAULT CLIO CUP IV	D3	1	5	4	1:55.557			122.3
2	9	BALBOR MOTORSPORT C.A.	Jose Luis Albors Aleixandre	JF <u>German Lopez Balboa</u>	RENAULT CLIO CUP IV	D3	2	9	8	1:55.909	0.352	0.352	121.9
3	18	C.D.PLEMAR SPORT	<u>Jose Luis Lopez Valdivielso</u>	JF Alvaro Rodríguez Sastre	RENAULT CLIO CUP IV	D3	3	12	4	1:56.637	1.080	0.728	121.1

Publicado a las:.....

Temp Pista: 30.7 °C Temp Aire: 25.4 °C Humedad: 46 % Estado Pista: SECA

Director Carrera:	Máximo Guerrero DPB-0803-ESP/NA	Cronometrador:	Luis García JOB-2654-ESP/M
--------------------------	------------------------------------	-----------------------	-----------------------------------





Monteblando

GT-CET

Entrenamiento Cronometrado 1

Tiempos Por Vuelta

GT-CET CAMPEONATO DE ESPAÑA

6 Manuel Cañizares Tortosa PEUGEOT 308 RACING CUP

D1 Marcos Menkes Campelo RX PRO RACING

Table with 7 columns: Vta, D, Tiempo, Sector 1, Sector 2, Sector 3, T. Spd, Elapsed. Rows 1-8.

9 Jose Luis Albors Aleixandre RENAULT CLIO CUP IV

D3 German Lopez Balboa BALBOR MOTORSPORT C.A.

Table with 7 columns: Vta, D, Tiempo, Sector 1, Sector 2, Sector 3, T. Spd, Elapsed. Rows 1-9.

18 Jose Luis Lopez Valdivielso RENAULT CLIO CUP IV

D3 Alvaro Rodriguez Sastre C.D.PLEMAR SPORT

Table with 7 columns: Vta, D, Tiempo, Sector 1, Sector 2, Sector 3, T. Spd, Elapsed. Rows 1-12.

36 Carlos Alvarez Sindin SEAT LEON SUPERCOPIA MK2

D1 José Santos Pérez UCAV RACING

Table with 7 columns: Vta, D, Tiempo, Sector 1, Sector 2, Sector 3, T. Spd, Elapsed. Rows 1-6.

66 Laurent Puitgmal RENAULT CLIO CUP IV

D3 MOTOR CLUB SABADELL

Table with 7 columns: Vta, D, Tiempo, Sector 1, Sector 2, Sector 3, T. Spd, Elapsed. Rows 1-5.

100 Pablo V. Bras Silvero PORSCHE 992 GT3 CUP

GT Cup Fernando Gonzalez ESCUDERIA FARAON

Table with 7 columns: Vta, D, Tiempo, Sector 1, Sector 2, Sector 3, T. Spd, Elapsed. Rows 1-6.

111 Pablo Yeregui Ybarra AUDI R8

GPX Daniel Carretero Ortega CD DAGO

Table with 7 columns: Vta, D, Tiempo, Sector 1, Sector 2, Sector 3, T. Spd, Elapsed. Rows 1-7.

112 Pedro M. Lourinho Bras PORSCHE 992 GT3 CUP

GT Cup Miguel Gomez Guillen ESCUDERIA FARAON

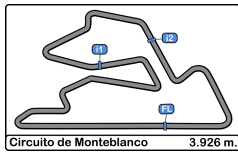
Table with 7 columns: Vta, D, Tiempo, Sector 1, Sector 2, Sector 3, T. Spd, Elapsed. Rows 1-6.

114 Hendrik Van Zoest PORSCHE 992 GT3 CUP

GT Cup SKUALO COMPETIÇÃO

Table with 7 columns: Vta, D, Tiempo, Sector 1, Sector 2, Sector 3, T. Spd, Elapsed. Rows 1-10.



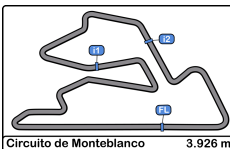


Monteblando
GT-CET
Entrenamiento Cronometrado 1
Tiempos Por Vuelta



118							170								
Alvaro Fontes Blanco			FERRARI 488 CH EVO				Agustin Sanabria Crespo			KTM GT4					
GPX Pedro M. Silvero Castilla			ESCUDERIA FARAON				GT4			ESCUDERIA FARAON					
Vta	D	Tiempo	Sector 1	Sector 2	Sector 3	T. Spd	Elapsed	Vta	D	Tiempo	Sector 1	Sector 2	Sector 3	T. Spd	Elapsed
1	1	9:06:41.052	9:05:43.780	30.270	27.002		9:06:41.052	1	1	9:12:17.743	9:11:11.309	35.851	30.583		9:12:17.743
2	1	1:41.529	48.737	26.347	26.445		9:08:22.581	2	1	2:04.982 P	54.452	28.284	42.246		9:14:22.725
3	1	1:40.657	48.092	26.213	26.352		9:10:03.238	3	1	6:29.042	5:33.206	27.917	27.919		9:20:51.767
4	1	1:39.413	47.766	25.565	26.082		9:11:42.651	4	1	1:46.839	52.017	26.979	27.843		9:22:38.606
5	1	1:56.267	48.981	33.440	33.846		9:13:38.918	5	1	1:45.364	51.265	27.373	26.726		9:24:23.970
6	1	2:15.581 P	1:02.073	33.401	40.107		9:15:54.499	6	1	1:43.072	50.399	26.343	26.330		9:26:07.042
120							181								
Jon Aizpurua Saenz			LIGIER JS2R				Jan Schidlof Marek			MCLAREN ARTURA GT4					
GPX Miguel Angel Romero			ESCUDERIA LA CORUÑA				GT4 Francesc Guitierrez Agüi			ESCUDERIA BAIX EMPORDÀ					
Vta	D	Tiempo	Sector 1	Sector 2	Sector 3	T. Spd	Elapsed	Vta	D	Tiempo	Sector 1	Sector 2	Sector 3	T. Spd	Elapsed
1	1	9:05:50.717	9:04:45.929	33.633	31.155		9:05:50.717	1	1	9:06:25.670	9:05:06.965	41.351	37.354		9:06:25.670
2	1	1:59.678	1:00.097	30.085	29.496		9:07:50.395	2	1	2:09.723	1:07.137	31.639	30.947		9:08:35.393
3	1	1:54.098	55.841	29.520	28.737		9:09:44.493	3	1	1:56.567	56.205	30.611	29.751		9:10:31.960
4	1	1:53.593	54.902	29.918	28.773		9:11:38.086	4	1	1:48.220	52.455	27.734	28.031		9:12:20.180
5	1	6:44.110 P	5:25.758	37.702	40.650		9:18:22.196	5	1	1:57.883 P	51.098	27.764	39.021		9:14:18.063
122							191								
Alejandro Barambio Perea			PORSCHE 992 GT3 CUP				Jean-Roch Piat			PORSCHE 991.1 GT3 CUP					
GT Cup Borja Garcia Menendez			GT CORSE				GT Cup			VELOSO MOTORSPORT					
Vta	D	Tiempo	Sector 1	Sector 2	Sector 3	T. Spd	Elapsed	Vta	D	Tiempo	Sector 1	Sector 2	Sector 3	T. Spd	Elapsed
1	2	9:08:47.953 P	9:07:46.501	28.912	32.540		9:08:47.953	1	1	9:06:10.463	9:05:07.860	33.222	29.381		9:06:10.463
2	2	2:05.606	1:14.488	25.724	25.394		9:10:53.559	2	1	1:56.240 P	51.614	29.062	35.564		9:08:06.703
3	2	1:35.743	46.411	24.441	24.891		9:12:29.302	3	1	2:18.633	1:23.877	27.600	27.156		9:10:25.336
4	2	2:30.801 P	1:15.818	29.172	45.811		9:15:00.103	4	1	1:50.706 P	49.687	27.514	33.505		9:12:16.042
5	2	6:52.261	5:59.557	27.280	25.424		9:21:52.364	5	1	8:26.984	7:31.806	27.839	27.339		9:20:43.026
6	2	1:35.781	46.304	24.546	24.931		9:23:28.145	6	1	1:43.532	49.983	26.808	26.741		9:22:26.558
7	2	1:38.852	46.414	25.520	26.918		9:25:06.997	7	1	1:43.036	49.701	26.496	26.839		9:24:09.594
8	2	1:35.865	46.370		2:02.783		9:26:42.862	8	1	1:43.257	49.667	26.813	26.777		9:25:52.851
9	2	2:07.857 P	54.254	31.244	42.359		9:28:50.719	9	1	1:42.497	49.512	26.419	26.566		9:27:35.348
133							199								
Ángel Santos Avalle			LIGIER JS2R				José Barros			PORSCHE 992 GT3 CUP					
GT4 Mikkel Kristensen Illan			ESCUDERIA LA CORUÑA				GT Cup			VELOSO MOTORSPORT					
Vta	D	Tiempo	Sector 1	Sector 2	Sector 3	T. Spd	Elapsed	Vta	D	Tiempo	Sector 1	Sector 2	Sector 3	T. Spd	Elapsed
1	1	9:05:49.801	9:04:44.180	33.783	31.838		9:05:49.801	1	1	9:08:21.378	9:07:17.123	35.213	29.042		9:08:21.378
2	1	1:59.092	1:00.121	30.086	28.885		9:07:48.893	2	1	1:40.657	48.821	25.578	26.258		9:10:02.035
3	1	1:45.986	51.524	27.182	27.280		9:09:34.879	3	1	1:38.541	47.802	25.080	25.659		9:11:40.576
4	1	1:45.043	51.020	26.997	27.026		9:11:19.922	4	1	1:40.675	48.886	25.908	25.881		9:13:21.251
5	1	1:44.403	50.569	26.872	26.962		9:13:04.325	5	1	2:12.296 P	53.268	33.551	45.477		9:15:33.547
6	1	2:19.612 P	1:03.749	34.411	41.452		9:15:23.937	6	1	4:51.532	4:00.332	25.564	25.636		9:20:25.079
135							199								
Leandro Martins			PORSCHE 992 GT3 CUP				Dieter Svepes			RACAR MOTORSPORT					
GT Cup			RACAR MOTORSPORT				GT Cup			VELOSO MOTORSPORT					
Vta	D	Tiempo	Sector 1	Sector 2	Sector 3	T. Spd	Elapsed	Vta	D	Tiempo	Sector 1	Sector 2	Sector 3	T. Spd	Elapsed
1	1	9:07:01.411	9:05:57.269	32.189	31.953		9:07:01.411	1	1	1:37.546	46.995	24.900	25.651		9:22:02.625
2	1	1:52.350	55.153	28.634	28.563		9:08:53.761	2	1	1:37.105	46.717	24.800	25.588		9:23:39.730
3	1	1:38.638	48.093	25.163	25.382		9:10:32.399	3	1	1:37.072	46.572	25.094	25.406		9:25:16.802
4	1	1:37.990	47.464	25.047	25.479		9:12:10.389	4	1	1:37.335	46.847	24.823	25.665		9:26:54.137
5	1	1:37.540	47.264		2:03.019		9:13:47.929	5	1	1:53.743 P	46.745		2:19.408		9:28:47.880
6	1	2:07.782 P	56.534	30.792	40.456		9:15:55.711								
7	1	5:30.421	4:38.594	25.873	25.954		9:21:26.132								
8	1	1:37.022	46.861	25.032	25.129		9:23:03.154								
9	1	1:37.018	46.886	24.920	25.212		9:24:40.172								
10	1	1:47.056	54.266	27.117	25.673		9:26:27.228								
11	1	1:36.822	46.891	24.747	25.184		9:28:04.050								
12	1	1:36.846	46.792	24.906	25.148		9:29:40.896								
13	1	1:51.651 P	52.824	26.735	32.092		9:31:32.547								



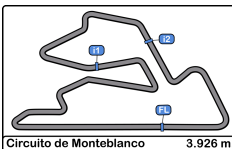


Monteblanco
GT-CET
Entrenamiento Cronometrado 1
Mejores Sectores



Sector - 1				Sector - 2				Sector - 3				Vta. Ideal vs Vta. Mejor			
Clas	Nº	Piloto	Tiempo	Nº	Piloto	Tiempo	Nº	Piloto	Tiempo	Clas	Nº	Piloto	Vta. Ideal	Vta. Mejor	Clas
1	111	Daniel Carretero Ortega	45.840	122	Borja Garcia Menendez	24.441	111	Daniel Carretero Ortega	24.657	1	111	Daniel Carretero Ortega	1:34.949	1:35.033	1
2	122	Borja Garcia Menendez	46.304	111	Daniel Carretero Ortega	24.452	122	Borja Garcia Menendez	24.891	2	122	Borja Garcia Menendez	1:35.636	1:35.743	2
3	199	José Barros	46.572	135	Leandro Martins	24.747	135	Leandro Martins	25.129	3	135	Leandro Martins	1:36.668	1:36.822	3
4	135	Leandro Martins	46.792	199	José Barros	24.800	114	Hendrik Van Zoest	25.353	4	199	José Barros	1:36.778	1:37.072	4
5	100	Fernando Gonzalez Gonzalez	47.201	100	Fernando Gonzalez Gonzalez	25.052	100	Fernando Gonzalez Gonzalez	25.398	5	100	Fernando Gonzalez Gonzalez	1:37.651	1:37.862	5
6	114	Hendrik Van Zoest	47.713	114	Hendrik Van Zoest	25.498	199	José Barros	25.406	6	114	Hendrik Van Zoest	1:38.564	1:38.579	6
7	118	Alvaro Fontes Blanco	47.766	118	Alvaro Fontes Blanco	25.565	118	Alvaro Fontes Blanco	26.082	7	118	Alvaro Fontes Blanco	1:39.413	1:39.413	7
8	112	Pedro M. Lourinho Bras	48.174	112	Pedro M. Lourinho Bras	25.975	112	Pedro M. Lourinho Bras	26.100	8	112	Pedro M. Lourinho Bras	1:40.249	1:40.249	8
9	191	Jean-Roch Piat	49.512	170	Agustin Sanabria Crespo	26.343	170	Agustin Sanabria Crespo	26.330	9	191	Jean-Roch Piat	1:42.497	1:42.497	9
10	181	Jan Schidlof Marek	50.264	191	Jean-Roch Piat	26.419	191	Jean-Roch Piat	26.566	10	170	Agustin Sanabria Crespo	1:43.072	1:43.072	10
11	170	Agustin Sanabria Crespo	50.399	133	Ángel Santos Avalor	26.872	181	Jan Schidlof Marek	26.903	11	181	Jan Schidlof Marek	1:44.180	1:44.180	11
12	133	Ángel Santos Avalor	50.569	181	Jan Schidlof Marek	27.013	133	Ángel Santos Avalor	26.962	12	133	Ángel Santos Avalor	1:44.403	1:44.403	12
13	6	Manuel Cañizares Tortosa	51.610	6	Manuel Cañizares Tortosa	27.388	6	Manuel Cañizares Tortosa	27.359	13	6	Manuel Cañizares Tortosa	1:46.357	1:46.811	13
14	120	Jon Aizpurua Saenz	54.902	36	Carlos Alvarez Sindin	29.365	120	Jon Aizpurua Saenz	28.737	14	120	Jon Aizpurua Saenz	1:53.159	1:53.593	14
15	36	Carlos Alvarez Sindin	55.200	66	Laurent Puitgmal	29.474	36	Carlos Alvarez Sindin	29.291	15	36	Carlos Alvarez Sindin	1:53.856	1:54.410	15
16	9	German Lopez Balboa	55.824	120	Jon Aizpurua Saenz	29.520	66	Laurent Puitgmal	29.865	16	66	Laurent Puitgmal	1:55.357	1:55.557	16
17	66	Laurent Puitgmal	56.018	9	German Lopez Balboa	29.879	9	German Lopez Balboa	29.937	17	9	German Lopez Balboa	1:55.640	1:55.909	17
18	18	Jose Luis Lopez Valdivielso	56.235	18	Jose Luis Lopez Valdivielso	30.100	18	Jose Luis Lopez Valdivielso	30.067	18	18	Jose Luis Lopez Valdivielso	1:56.402	1:56.637	18



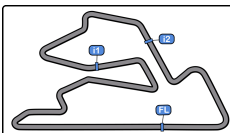


Monteblanco
GT-CET
Entrenamiento Cronometrado 1
5 Mejores Tiempos



Cl	Nº	Equipo/Concursante	Piloto 1	Piloto 2	Vehiculo	Cat	Cl	Mejor 1		Mejor 2		Mejor 3		Mejor 4		Mejor 5	
								Tiempo	Vta	Tiempo	Vta	Tiempo	Vta	Tiempo	Vta	Tiempo	Vta
1	111	CD DAGO	Pablo Yeregui Ybarra	<u>Daniel Carretero Ortega</u>	AUDI R8	GPX	1	1:35.033	6	1:35.492	5	1:36.122	4	1:58.079	7	2:10.182	2
2	122	GT CORSE	Alejandro Barambio Perea	<u>Borja Garcia Menendez</u>	PORSCHE 992 GT3 CUP	GT Cup	1	1:35.743	3	1:35.781	6	1:35.865	8	1:38.852	7	2:05.606	2
3	135	RACAR MOTORSPORT	<u>Leandro Martins</u>	Dieter Svepes	PORSCHE 992 GT3 CUP	GT Cup	2	1:36.822	11	1:36.846	12	1:37.018	9	1:37.022	8	1:37.540	5
4	199	VELOSO MOTORSPORT	José Barros		PORSCHE 992 GT3 CUP	GT Cup	3	1:37.072	9	1:37.105	8	1:37.335	10	1:37.546	7	1:38.541	3
5	100	ESCUADERIA FARAON	Pablo V. Bras Silvero	<u>Fernando Gonzalez Gonzalez</u>	PORSCHE 992 GT3 CUP	GT Cup	4	1:37.862	5	1:37.951	4	1:38.201	3	1:43.433	2	2:21.912	6
6	114	SKUALO COMPETICIÓN	Hendrik Van Zoest	JF	PORSCHE 992 GT3 CUP	GT Cup	5	1:38.579	9	1:39.156	4	1:39.166	3	1:39.425	7	1:40.468	8
7	118	ESCUADERIA FARAON	<u>Alvaro Fontes Blanco</u>	Pedro M. Silvero Castilla	FERRARI 488 CH EVO	GPX	2	1:39.413	4	1:40.657	3	1:41.529	2	1:56.267			
8	112	ESCUADERIA FARAON	<u>Pedro M. Lourinho Bras</u>	Miguel Gomez Guillen	PORSCHE 992 GT3 CUP	GT Cup	6	1:40.249	5	1:41.390	4	1:42.407	3	1:50.931			
9	191	VELOSO MOTORSPORT	Jean-Roch Piat	JF	PORSCHE 991.1 GT3 CUP	GT Cup	7	1:42.497	9	1:43.036	7	1:43.257	8	1:43.532	6	1:50.706	4
10	170	ESCUADERIA FARAON	Agustin Sanabria Crespo		KTM GT4	GT4	1	1:43.072	6	1:45.364	5	1:46.839	4	2:04.982	2	2:22.631	7
11	181	ESCUADERIA BAIX EMPORDÀ	<u>Jan Schidlof Marek</u>	JF Francesc Guitierrez Agüi	MCLAREN ARTURA GT4	GT4	2	1:44.180	9	1:44.964	7	1:48.220	4	1:48.968	8	1:56.567	3
12	133	ESCUADERIA LA CORUÑA	<u>Ángel Santos Avalu</u>	Mikkel Kristensen Illan	LIGIER JS2R	GT4	3	1:44.403	5	1:45.043	4	1:45.986	3	1:59.092			
13	6	RX PRO RACING	<u>Manuel Cañizares Tortosa</u>	JR Marcos Menkes Campelo	JR PEUGEOT 308 RACING CUP	D1	1	1:46.811	6	1:47.176	7	1:51.183	3	2:05.385	2	2:08.523	4
14	120	ESCUADERIA LA CORUÑA	<u>Jon Aizpurua Saenz</u>	JF Miguel Angel Romero	LIGIER JS2R	GPX	3	1:53.593	4	1:54.098	3	1:59.678					
15	36	UCAV RACING	<u>Carlos Alvarez Sindin</u>	JF José Santos Pérez	SEAT LEON SUPERCOPA MK2	D1	2	1:54.410	4	1:55.029	5	2:07.745	3	2:17.069			
16	66	MOTOR CLUB SABADELL	Laurent Puitgmal		RENAULT CLIO CUP IV	D3	1	1:55.557	4	1:57.090	3	2:00.298	2	2:29.111			
17	9	BALBOR MOTORSPORT C.A.	Jose Luis Albors Aleixandre	JF <u>German Lopez Balboa</u>	RENAULT CLIO CUP IV	D3	2	1:55.909	8	1:56.052	3	1:56.621	2	1:56.624	7	2:03.069	6
18	18	C.D.PLEMAR SPORT	<u>Jose Luis Lopez Valdivielso</u>	JF Alvaro Rodriguez Sastre	RENAULT CLIO CUP IV	D3	3	1:56.637	4	1:57.468	11	1:57.605	10	1:58.352	8	1:58.391	3





Monteblanco

GT-CET

Entrenamiento Cronometrado 1

Secuencia Vueltas Rápidas

Circuito de Monteblanco 3.926 m.

GT-CET
CAMPEONATO DE ESPAÑA

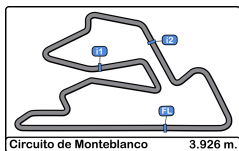
Vta	Hora Día	Tiempo Sesión	Nº Equipo/Concursante	Piloto 1	Piloto 2	Vehículo	Cat	Tiempo	Km/h
2	9:07:32.968	7:32.968	9 BALBOR MOTORSPORT C.A.	Jose Luis Albors Aleixandre	JF <u>German Lopez Balboa</u>	RENAULT CLIO CUP IV	D3	1:56.621	121.1
2	9:07:39.826	7:39.826	100 ESCUDERIA FARAON	Pablo V. Bras Silvero	<u>Fernando Gonzalez Gonzalez</u>	PORSCHE 992 GT3 CUP	GT Cup	1:43.433	136.6
2	9:08:22.581	8:22.581	118 ESCUDERIA FARAON	<u>Alvaro Fontes Blanco</u>	Pedro M. Silvero Castilla	FERRARI 488 CH EVO	GPX	1:41.529	139.2
3	9:09:18.027	9:18.027	100 ESCUDERIA FARAON	Pablo V. Bras Silvero	<u>Fernando Gonzalez Gonzalez</u>	PORSCHE 992 GT3 CUP	GT Cup	1:38.201	143.9
4	9:10:55.978	10:55.978	100 ESCUDERIA FARAON	Pablo V. Bras Silvero	<u>Fernando Gonzalez Gonzalez</u>	PORSCHE 992 GT3 CUP	GT Cup	1:37.951	144.2
3	9:12:29.302	12:29.302	122 GT CORSE	Alejandro Barambio Perea	<u>Borja Garcia Menendez</u>	PORSCHE 992 GT3 CUP	GT Cup	1:35.743	147.6
5	9:23:54.899	23:54.899	111 CD DAGO	Pablo Yeregui Ybarra	<u>Daniel Carretero Ortega</u>	AUDI R8	GPX	1:35.492	148.0
6	9:25:29.932	25:29.932	111 CD DAGO	Pablo Yeregui Ybarra	<u>Daniel Carretero Ortega</u>	AUDI R8	GPX	1:35.033	148.7

V-LINE DRG.

CRONO COCA

PIRELLI





Monteblando

GT-CET

Entrenamiento Cronometrado 1

Tiempos Parada en Pit



6 Manuel Cañizares Tortosa PEUGEOT 308 RACING CUP

D1 Marcos Menkes Campelo RX PRO RACING

Nº	Hora Día	Tiempo	Tiempo Salida	Tiempo Box	T. Box Total	Handicap	Diff.
1	9:14:25.105	9:14:25.105	9:18:34.307	4:09.202	4:09.202		

9 Jose Luis Albers Aleixandre RENAULT CLIO CUP IV

D3 German Lopez Balboa BALBOR MOTORSPORT C.A.

Nº	Hora Día	Tiempo	Tiempo Salida	Tiempo Box	T. Box Total	Handicap	Diff.
1	9:11:55.944	9:11:55.944	9:18:47.494	6:51.550	6:51.550		

18 Jose Luis Lopez Valdivielso RENAULT CLIO CUP IV

D3 Alvaro Rodriguez Sastre C.D.PLEMAR SPORT

Nº	Hora Día	Tiempo	Tiempo Salida	Tiempo Box	T. Box Total	Handicap	Diff.
1	9:14:32.805	9:14:32.805	9:19:13.018	4:40.213	4:40.213		

111 Pablo Yeregui Ybarra AUDI R8

GPX Daniel Carretero Ortega CD DAGO

Nº	Hora Día	Tiempo	Tiempo Salida	Tiempo Box	T. Box Total	Handicap	Diff.
1	9:14:36.849	9:14:36.849	9:19:03.178	4:26.329	4:26.329		

114 Hendrik Van Zoest PORSCHE 992 GT3 CUP

GT Cup SKUALO COMPETICIÓN

Nº	Hora Día	Tiempo	Tiempo Salida	Tiempo Box	T. Box Total	Handicap	Diff.
1	9:14:47.290	9:14:47.290	9:19:10.128	4:22.838	4:22.838		

122 Alejandro Barambio Perea PORSCHE 992 GT3 CUP

GT Cup Borja Garcia Menendez GT CORSE

Nº	Hora Día	Tiempo	Tiempo Salida	Tiempo Box	T. Box Total	Handicap	Diff.
1	9:08:45.229	9:08:45.229	9:09:03.494	18.265	18.265		
2	9:14:57.012	9:14:57.012	9:20:03.788	5:06.776	5:25.041		

135 Leandro Martins PORSCHE 992 GT3 CUP

GT Cup Dieter Svepes RACAR MOTORSPORT

Nº	Hora Día	Tiempo	Tiempo Salida	Tiempo Box	T. Box Total	Handicap	Diff.
1	9:15:53.358	9:15:53.358	9:19:45.718	3:52.360	3:52.360		

170 Agustin Sanabria Crespo KTM GT4

GT4 ESCUDERIA FARAON

Nº	Hora Día	Tiempo	Tiempo Salida	Tiempo Box	T. Box Total	Handicap	Diff.
1	9:14:19.890	9:14:19.890	9:19:00.878	4:40.988	4:40.988		

181 Jan Schidlof Marek MCLAREN ARTURA GT4

GT4 Francesc Guitierrez Agüi ESCUDERIA BAIX EMPORDÀ

Nº	Hora Día	Tiempo	Tiempo Salida	Tiempo Box	T. Box Total	Handicap	Diff.
1	9:14:15.783	9:14:15.783	9:19:05.515	4:49.732	4:49.732		

191 Jean-Roch Piat PORSCHE 991.1 GT3 CUP

GT Cup VELOSO MOTORSPORT

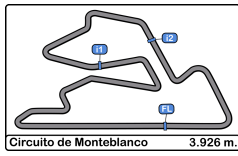
Nº	Hora Día	Tiempo	Tiempo Salida	Tiempo Box	T. Box Total	Handicap	Diff.
1	9:08:03.545	9:08:03.545	9:08:40.393	36.848	36.848		
2	9:12:13.144	9:12:13.144	9:18:56.642	6:43.498	7:20.346		

199 José Barros PORSCHE 992 GT3 CUP

GT Cup VELOSO MOTORSPORT

Nº	Hora Día	Tiempo	Tiempo Salida	Tiempo Box	T. Box Total	Handicap	Diff.
1	9:15:31.213	9:15:31.213	9:18:44.432	3:13.219	3:13.219		

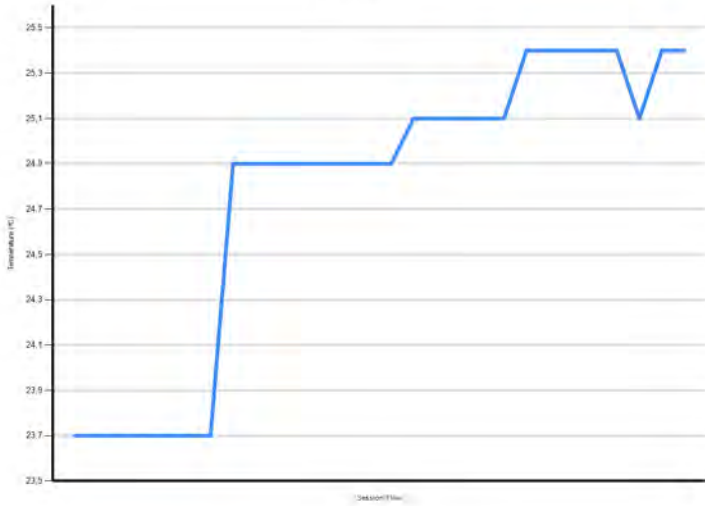




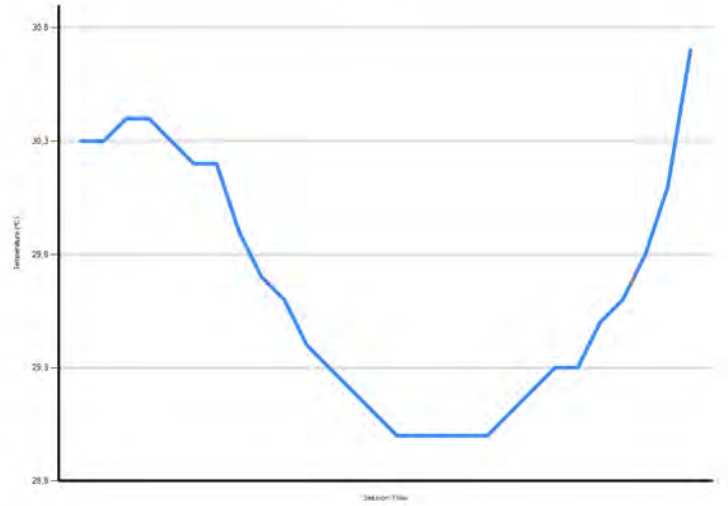
Monteblando
GT-CET
Entrenamiento Cronometrado 1
Informe Meteorológico




Temperatura Aire




Temperatura Pista



Humedad



Presión

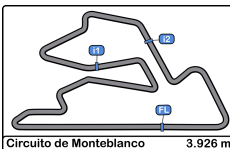


Velocidad Viento



Dirección Viento





Monteblando
GT-CET
Entrenamiento Cronometrado 1
Resultados Finales



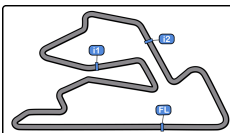
Cls	Nº	Equipo/Concursante	Piloto 1	Piloto 2	Vehiculo	Cat	Cls	Vtas.	Mejor	Tiempo	Dif 1º	Interval	Km/h	
1	111	CD DAGO	Pablo Yeregui Ybarra	<u>Daniel Carretero Ortega</u>	AUDI R8	GPX	1	7	6	1:35.033			148.7	
2	122	GT CORSE	Alejandro Barambio Perea	<u>Borja Garcia Menendez</u>	PORSCHE 992 GT3 CUP	GT Cup	1	9	3	1:35.743	0.710	0.710	147.6	
3	135	RACAR MOTORSPORT	<u>Leandro Martins</u>	Dieter Svepes	PORSCHE 992 GT3 CUP	GT Cup	2	13	11	1:36.822	1.789	1.079	145.9	
4	199	VELOSO MOTORSPORT	José Barros		PORSCHE 992 GT3 CUP	GT Cup	3	11	9	1:37.072	2.039	0.250	145.5	
5	100	ESCUADERIA FARAON	Pablo V. Bras Silvero	<u>Fernando Gonzalez Gonzalez</u>	PORSCHE 992 GT3 CUP	GT Cup	4	6	5	1:37.862	2.829	0.790	144.4	
6	114	SKUALO COMPETICIÓN	Hendrik Van Zoest	JF	PORSCHE 992 GT3 CUP	GT Cup	5	10	9	1:38.579	3.546	0.717	143.3	
7	118	ESCUADERIA FARAON	<u>Alvaro Fontes Blanco</u>	Pedro M. Silvero Castilla	FERRARI 488 CH EVO	GPX	2	6	4	1:39.413	4.380	0.834	142.1	
8	112	ESCUADERIA FARAON	<u>Pedro M. Lourinho Bras</u>	Miguel Gomez Guillen	PORSCHE 992 GT3 CUP	GT Cup	6	6	5	1:40.249	5.216	0.836	140.9	
9	191	VELOSO MOTORSPORT	Jean-Roch Piat	JF	PORSCHE 991.1 GT3 CUP	GT Cup	7	10	9	1:42.497	7.464	2.248	137.8	
10	170	ESCUADERIA FARAON	Agustin Sanabria Crespo		KTM GT4	GT4	1	7	6	1:43.072	8.039	0.575	137.1	
11	181	ESCUADERIA BAIX EMPORDÁ	<u>Jan Schidlof Marek</u>	JF	Francesc Guitierrez Agüi	MCLAREN ARTURA GT4	GT4	2	10	9	1:44.180	9.147	1.108	135.6
12	133	ESCUADERIA LA CORUÑA	<u>Ángel Santos Avalu</u>		Mikkel Kristensen Illan	LIGIER JS2R	GT4	3	6	5	1:44.403	9.370	0.223	135.3
13	6	RX PRO RACING	<u>Manuel Cañizares Tortosa</u>	JR	Marcos Menkes Campelo	PEUGEOT 308 RACING CUP	D1	1	8	6	1:46.811	11.778	2.408	132.3
14	120	ESCUADERIA LA CORUÑA	<u>Jon Aizpurua Saenz</u>	JF	Miguel Angel Romero	LIGIER JS2R	GPX	3	5	4	1:53.593	18.560	6.782	124.4
15	36	UCAV RACING	<u>Carlos Alvarez Sindin</u>	JF	José Santos Pérez	SEAT LEON SUPERCOPA MK2	D1	2	6	4	1:54.410	19.377	0.817	123.5
16	66	MOTOR CLUB SABADELL	Laurent Puitgmal			RENAULT CLIO CUP IV	D3	1	5	4	1:55.557	20.524	1.147	122.3
17	9	BALBOR MOTORSPORT C.A.	Jose Luis Albors Aleixandre	JF	<u>German Lopez Balboa</u>	RENAULT CLIO CUP IV	D3	2	9	8	1:55.909	20.876	0.352	121.9
18	18	C.D.PLEMAR SPORT	<u>Jose Luis Lopez Valdivielso</u>	JF	Alvaro Rodriguez Sastre	RENAULT CLIO CUP IV	D3	3	12	4	1:56.637	21.604	0.728	121.1

Publicado a las:.....

Temp Pista: **30.7 °C** Temp Aire: **25.4 °C** Humedad: **46 %** Estado Pista: **SECA**

Comisarios Deportivos:	Josep Cartanya	Juan Luis Elena Falco	Carlos Melero Mora	Cronometrador: Luis García
	CD-989-ESP/CAT	CD-0350-ESP/AN	CD-2124-ESP/AN	 JOB-2654-ESP/M





Monteblanco
GT-CET
Entrenamiento Cronometrado 2
Resultados Provisionales



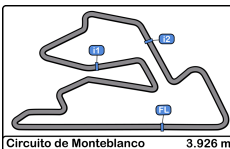
Cls	Nº	Equipo/Concursante	Piloto 1	Piloto 2	Vehiculo	Cat	Cls	Vtas.	Mejor	Tiempo	Dif 1º	Interval	Km/h	
1	135	RACAR MOTORSPORT	Leandro Martins	Dieter Svepes	PORSCHE 992 GT3 CUP	GT Cup	1	10	9	1:36.071			147.1	
2	122	GT CORSE	Alejandro Bambio Perea	Borja Garcia Menendez	PORSCHE 992 GT3 CUP	GT Cup	2	7	6	1:36.813	0.742	0.742	145.9	
3	199	VELOSO MOTORSPORT	José Barros		PORSCHE 992 GT3 CUP	GT Cup	3	11	4	1:36.856	0.785	0.043	145.9	
4	100	ESCUADERIA FARAON	Pablo V. Bras Silvero	Fernando Gonzalez Gonzalez	PORSCHE 992 GT3 CUP	GT Cup	4	6	5	1:37.629	1.558	0.773	144.7	
5	111	CD DAGO	Pablo Yeregui Ybarra	Daniel Carretero Ortega	AUDI R8	GPX	1	7	6	1:38.583	2.512	0.954	143.3	
6	114	SKUALO COMPETICIÓN	Hendrik Van Zoest	JF	PORSCHE 992 GT3 CUP	GT Cup	5	11	5	1:38.905	2.834	0.322	142.9	
7	112	ESCUADERIA FARAON	Pedro M. Lourinho Bras	Miguel Gomez Guillen	PORSCHE 992 GT3 CUP	GT Cup	6	7	6	1:39.314	3.243	0.409	142.3	
8	118	ESCUADERIA FARAON	Alvaro Fontes Blanco	Pedro M. Silvero Castilla	FERRARI 488 CH EVO	GPX	2	6	3	1:41.890	5.819	2.576	138.7	
9	191	VELOSO MOTORSPORT	Jean-Roch Piat	JF	PORSCHE 991.1 GT3 CUP	GT Cup	7	7	6	1:41.897	5.826	0.007	138.7	
10	181	ESCUADERIA BAIX EMPORDÀ	Jan Schidlof Marek	JF	Francesc Guitierrez Agüi	MCLAREN ARTURA GT4	GT4	1	7	6	1:42.999	6.928	1.102	137.2
11	170	ESCUADERIA FARAON	Agustin Sanabria Crespo		KTM GT4	GT4	2	5	4	1:43.197	7.126	0.198	136.9	
12	120	ESCUADERIA LA CORUÑA	Jon Aizpurua Saenz	JF	Miguel Angel Romero	LIGIER JS2R	GPX	3	8	6	1:43.926	7.855	0.729	135.9
13	133	ESCUADERIA LA CORUÑA	Ángel Santos Avalle		Mikkel Kristensen Illan	LIGIER JS2R	GT4	3	9	7	1:44.039	7.968	0.113	135.8
14	36	UCAV RACING	Carlos Alvarez Sindin	JF	José Santos Pérez	SEAT LEON SUPERCOPA MK2	D1	1	10	5	1:51.613	15.542	7.574	126.6
15	18	C.D.PLEMAR SPORT	Jose Luis Lopez Valdivielso	JF	Alvaro Rodriguez Sastre	RENAULT CLIO CUP IV	D3	1	4	3	1:53.975	17.904	2.362	124.0
16	66	MOTOR CLUB SABADELL	Laurent Puitgmal		RENAULT CLIO CUP IV	D3	2	5	4	1:54.280	18.209	0.305	123.6	
17	9	BALBOR MOTORSPORT C.A.	Jose Luis Albors Aleixandre	JF	German Lopez Balboa	RENAULT CLIO CUP IV	D3	3	11	7	1:56.508	20.437	2.228	121.3
18	6	RX PRO RACING	Manuel Cañizares Tortosa	JR	Marcos Menkes Campelo	PEUGEOT 308 RACING CUP	D1	2	1	9:40:25.80	9:38:49.7	9:38:29.2	00.0	

Publicado a las:.....

Temp Pista: **33.4 °C** Temp Aire: **26.0 °C** Humedad: **43 %** Estado Pista: **SECA**

Director Carrera:	Máximo Guerrero DPB-0803-ESP/NA	Cronometrador:	Luis García JOB-2654-ESP/M
--------------------------	------------------------------------	-----------------------	-----------------------------------





Monteblanco

GT-CET

Entrenamiento Cronometrado 2

Resultados Provisionales por Categoría

GT-CET
CAMPEONATO DE ESPAÑA

GT Cup													
Cls	Nº	Equipo/Concursante	Piloto 1	Piloto 2	Vehículo	Cat	Cls	Vtas.	Mejor	Tiempo	Dif 1º	Interval	Km/h
1	135	RACAR MOTORSPORT	Leandro Martins	<u>Dieter Svepes</u>	PORSCHE 992 GT3 CUP	GT Cup	1	10	9	1:36.071			147.1
2	122	GT CORSE	<u>Alejandro Barambio Perea</u>	Borja Garcia Menendez	PORSCHE 992 GT3 CUP	GT Cup	2	7	6	1:36.813	0.742	0.742	145.9
3	199	VELOSO MOTORSPORT	José Barros		PORSCHE 992 GT3 CUP	GT Cup	3	11	4	1:36.856	0.785	0.043	145.9
4	100	ESCUADERIA FARAON	<u>Pablo V. Bras Silvero</u>	Fernando Gonzalez Gonzalez	PORSCHE 992 GT3 CUP	GT Cup	4	6	5	1:37.629	1.558	0.773	144.7
5	114	SKUALO COMPETICIÓN	Hendrik Van Zoest	JF	PORSCHE 992 GT3 CUP	GT Cup	5	11	5	1:38.905	2.834	1.276	142.9
6	112	ESCUADERIA FARAON	Pedro M. Lourinho Bras	<u>Miquel Gomez Guillen</u>	PORSCHE 992 GT3 CUP	GT Cup	6	7	6	1:39.314	3.243	0.409	142.3
7	191	VELOSO MOTORSPORT	Jean-Roch Piat	JF	PORSCHE 991.1 GT3 CUP	GT Cup	7	7	6	1:41.897	5.826	2.583	138.7

GPX														
Cls	Nº	Equipo/Concursante	Piloto 1	Piloto 2	Vehículo	Cat	Cls	Vtas.	Mejor	Tiempo	Dif 1º	Interval	Km/h	
1	111	CD DAGO	<u>Pablo Yeregui Ybarra</u>	Daniel Carretero Ortega	AUDI R8	GPX	1	7	6	1:38.583			143.3	
2	118	ESCUADERIA FARAON	Alvaro Fontes Blanco	<u>Pedro M. Silvero Castilla</u>	FERRARI 488 CH EVO	GPX	2	6	3	1:41.890	3.307	3.307	138.7	
3	120	ESCUADERIA LA CORUÑA	Jon Aizpurua Saenz	JF	<u>Miquel Angel Romero</u>	LIGIER JS2R	GPX	3	8	6	1:43.926	5.343	2.036	135.9

GT4														
Cls	Nº	Equipo/Concursante	Piloto 1	Piloto 2	Vehículo	Cat	Cls	Vtas.	Mejor	Tiempo	Dif 1º	Interval	Km/h	
1	181	ESCUADERIA BAIX EMPORDÁ	Jan Schidlof Marek	JF	<u>Francesc Guitierrez Agüi</u>	MCLAREN ARTURA GT4	GT4	1	7	6	1:42.999		137.2	
2	170	ESCUADERIA FARAON	Agustin Sanabria Crespo		KTM GT4	GT4	2	5	4	1:43.197	0.198	0.198	136.9	
3	133	ESCUADERIA LA CORUÑA	Ángel Santos Avalle		<u>Mikkel Kristensen Illan</u>	LIGIER JS2R	GT4	3	9	7	1:44.039	1.040	0.842	135.8

D1													
Cls	Nº	Equipo/Concursante	Piloto 1	Piloto 2	Vehículo	Cat	Cls	Vtas.	Mejor	Tiempo	Dif 1º	Interval	Km/h
1	36	UCAV RACING	Carlos Alvarez Sindin	JF	<u>José Santos Pérez</u>	SEAT LEON SUPERCOPA MK2	D1	10	5	1:51.613			126.6
2	6	RX PRO RACING	Manuel Cañizares Tortosa	JR	<u>Marcos Menkes Campelo</u>	PEUGEOT 308 RACING CUP	D1	1	1	9:40:25.80	9:38:34.1	9:38:34.1	00.0

D3													
Cls	Nº	Equipo/Concursante	Piloto 1	Piloto 2	Vehículo	Cat	Cls	Vtas.	Mejor	Tiempo	Dif 1º	Interval	Km/h
1	18	C.D.PLEMAR SPORT	Jose Luis Lopez Valdivielso	JF	<u>Alvaro Rodriguez Sastre</u>	RENAULT CLIO CUP IV	D3	4	3	1:53.975			124.0
2	66	MOTOR CLUB SABADELL	Laurent Puitgmal		RENAULT CLIO CUP IV	D3	5	4	1:54.280	0.305	0.305	123.6	
3	9	BALBOR MOTORSPORT C.A.	<u>Jose Luis Albors Aleixandre</u>	JF	German Lopez Balboa	RENAULT CLIO CUP IV	D3	11	7	1:56.508	2.533	2.228	121.3

Publicado a las:.....

Temp Pista: 33.4 °C Temp Aire: 26.0 °C Humedad: 43 % Estado Pista: SECA

Director Carrera:

Máximo Guerrero

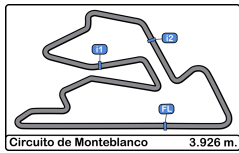
DPB-0803-ESP/NA

Cronometrador:

Luis García

JOB-2654-ESP/M





Monteblando
GT-CET
Entrenamiento Cronometrado 2
Tiempos Por Vuelta



120 Jon Aizpurua Saenz **LIGIER JS2R** **181** Jan Schidlof Marek **MCLAREN ARTURA GT4**

GPX Miguel Angel Romero ESCUDERIA LA CORUÑA							GT4 Francesc Guitierrez Agüi ESCUDERIA BAIX EMPORDÀ								
Vta	D	Tiempo	Sector 1	Sector 2	Sector 3	T. Spd	Elapsed	Vta	D	Tiempo	Sector 1	Sector 2	Sector 3	T. Spd	Elapsed
1	2	9:39:36.562	P	9:38:04.228	42.345	49.989	9:39:36.562	1	2	9:42:21.523	9:41:16.130	32.440	32.953		9:42:21.523
2	2	2:48.340		1:46.742	32.362	29.236	9:42:24.902	2	2	2:12.681	1:03.247	38.038	31.396		9:44:34.204
3	2	1:48.503		53.167	27.629	27.707	9:44:13.405	3	2	1:44.266	50.717	26.793	26.756		9:46:18.470
4	2	1:44.887		50.997	26.831	27.059	9:45:58.292	4	2	1:43.897	49.961	26.817	27.119		9:48:02.367
5	2	1:44.132		50.605	26.657	26.870	9:47:42.424	5	2	1:43.257	50.039	26.428	26.790		9:49:45.624
6	2	1:43.926		50.428	26.634	26.864	9:49:26.350	6	2	1:42.999	49.718	26.522	26.759		9:51:28.623
7	2	2:11.584	P	50.601	35.610	45.373	9:51:37.934	7	2	2:17.483	P	1:00.340	31.021	46.122	9:53:46.106
8	2	5:23.083	P	4:16.774	29.577	36.732	9:57:01.017								

122 Alejandro Barambio Perea **PORSCHE 992 GT3 CUP** **191** Jean-Roch Piat **PORSCHE 991.1 GT3 CUP**

GT Cup Borja Garcia Menendez GT CORSE							GT Cup VELOSO MOTORSPORT								
Vta	D	Tiempo	Sector 1	Sector 2	Sector 3	T. Spd	Elapsed	Vta	D	Tiempo	Sector 1	Sector 2	Sector 3	T. Spd	Elapsed
1	1	9:39:38.417		9:38:36.073	31.622	30.722	9:39:38.417	1		9:37:33.126	9:36:33.986	30.571	28.569		9:37:33.126
2	1	1:48.115		54.076	28.120	25.919	9:41:26.532	2		1:44.532	50.551	26.729	27.252		9:39:17.658
3	1	1:37.448		47.077	25.225	25.146	9:43:03.980	3		1:43.126	49.366	26.682	27.078		9:41:00.784
4	1	1:36.856		46.678	25.054	25.124	9:44:40.836	4		1:43.319	49.330	27.117	26.872		9:42:44.103
5	1	1:54.094		49.696	35.370	29.028	9:46:34.930	5		1:43.414	49.852	26.652	26.910		9:44:27.517
6	1	1:36.813		46.654	25.000	25.159	9:48:11.743	6		1:41.897	49.158	26.260	26.479		9:46:09.414
7	1	2:24.472	P	56.174	36.577	51.721	9:50:36.215	7		2:02.700	P	52.984	29.163	40.553	9:48:12.114

133 Ángel Santos Avalle **LIGIER JS2R** **199** José Barros **PORSCHE 992 GT3 CUP**

GT4 Mikkel Kristensen Illan ESCUDERIA LA CORUÑA							GT Cup VELOSO MOTORSPORT								
Vta	D	Tiempo	Sector 1	Sector 2	Sector 3	T. Spd	Elapsed	Vta	D	Tiempo	Sector 1	Sector 2	Sector 3	T. Spd	Elapsed
1	2	9:37:16.979		9:36:17.763	30.078	29.138	9:37:16.979	1		9:39:37.627	9:38:35.320	31.796	30.511		9:39:37.627
2	2	1:47.751		52.492	27.887	27.372	9:39:04.730	2		1:46.906	52.001	28.876	26.029		9:41:24.533
3	2	1:45.335		51.016	27.243	27.076	9:40:50.065	3		1:40.938	50.263	25.352	25.323		9:43:05.471
4	2	1:44.797		50.622	27.041	27.134	9:42:34.862	4		1:36.856	46.780	24.800	25.276		9:44:42.327
5	2	1:44.806		50.760	27.069	26.977	9:44:19.668	5		1:40.276	47.273	24.925	28.078		9:46:22.603
6	2	1:44.243		50.407	26.793	27.043	9:46:03.911	6		1:42.327	46.641	25.301	30.385		9:48:04.930
7	2	1:44.039		50.365	26.785	26.889	9:47:47.950	7		2:21.248	1:07.786	35.474	37.988		9:50:26.178
8	2	1:44.294		50.276	26.811	27.207	9:49:32.244	8		1:38.423	46.879	25.322	26.222		9:52:04.601
9	2	1:57.254	P	52.955	28.695	35.604	9:51:29.498	9		1:36.918	46.527		2:03.140		9:53:41.519
								10		1:37.362	46.639	25.171	25.552		9:55:18.881
								11		2:00.586	P	51.279	28.410	40.897	9:57:19.467

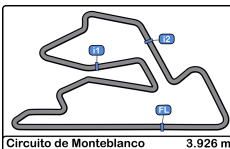
135 Leandro Martins **PORSCHE 992 GT3 CUP**

GT Cup Dieter Svepes RACAR MOTORSPORT							
Vta	D	Tiempo	Sector 1	Sector 2	Sector 3	T. Spd	Elapsed
1	2	9:37:53.501	P	9:36:48.668	30.823	34.010	9:37:53.501
2	2	3:47.180		2:51.010	29.561	26.609	9:41:40.681
3	2	1:55.102		51.816	33.354	29.932	9:43:35.783
4	2	1:36.401		46.389	24.720	25.292	9:45:12.184
5	2	1:37.554		46.529	24.697	26.328	9:46:49.738
6	2	1:36.089		46.220	24.739	25.130	9:48:25.827
7	2	2:04.077	P	52.929	33.365	37.783	9:50:29.904
8	2	2:03.854		1:09.530	28.500	25.824	9:52:33.758
9	2	1:36.071		46.315	24.736	25.020	9:54:09.829
10	2	1:53.254	P	49.587	29.762	33.905	9:56:03.083

170 Agustin Sanabria Crespo **KTM GT4**

GT4 ESCUDERIA FARAON							
Vta	D	Tiempo	Sector 1	Sector 2	Sector 3	T. Spd	Elapsed
1		9:38:58.813	9:38:03.870	27.402	27.541		9:38:58.813
2		1:45.502	51.115	26.977	27.410		9:40:44.315
3		1:54.236	53.432	31.109	29.695		9:42:38.551
4		1:43.197	50.262	26.406	26.529		9:44:21.748
5		2:26.884	P	1:08.636	36.496	41.752	9:46:48.632



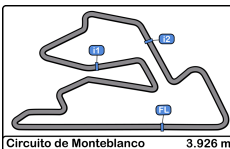


Monteblanco
GT-CET
Entrenamiento Cronometrado 2
Mejores Sectores



Sector - 1			Sector - 2			Sector - 3			Vta. Ideal vs Vta. Mejor			
Clas	Nº Piloto	Tiempo	Nº Piloto	Tiempo	Nº Piloto	Tiempo	Clas	Nº Piloto	Vta. Ideal	Vta. Mejor	Clas	
1	135 Dieter Svepes	46.220	135 Dieter Svepes	24.697	135 Dieter Svepes	25.020	1	135 Dieter Svepes	1:35.937	1:36.071	1	
2	199 José Barros	46.527	199 José Barros	24.800	122 Alejandro Barambio Perea	25.124	2	199 José Barros	1:36.603	1:36.856	3	
3	122 Alejandro Barambio Perea	46.654	122 Alejandro Barambio Perea	25.000	199 José Barros	25.276	3	122 Alejandro Barambio Perea	1:36.778	1:36.813	2	
4	100 Pablo V. Bras Silvero	46.982	100 Pablo V. Bras Silvero	25.092	100 Pablo V. Bras Silvero	25.555	4	100 Pablo V. Bras Silvero	1:37.629	1:37.629	4	
5	111 Pablo Yeregui Ybarra	47.062	114 Hendrik Van Zoest	25.390	114 Hendrik Van Zoest	25.605	5	111 Pablo Yeregui Ybarra	1:38.529	1:38.583	5	
6	114 Hendrik Van Zoest	47.752	111 Pablo Yeregui Ybarra	25.678	112 Miguel Gomez Guillen	25.693	6	114 Hendrik Van Zoest	1:38.747	1:38.905	6	
7	112 Miguel Gomez Guillen	47.853	112 Miguel Gomez Guillen	25.768	111 Pablo Yeregui Ybarra	25.789	7	112 Miguel Gomez Guillen	1:39.314	1:39.314	7	
8	118 Pedro M. Silvero Castilla	48.895	191 Jean-Roch Piat	26.260	118 Pedro M. Silvero Castilla	26.242	8	118 Pedro M. Silvero Castilla	1:41.597	1:41.890	8	
9	191 Jean-Roch Piat	49.158	170 Agustin Sanabria Crespo	26.406	191 Jean-Roch Piat	26.479	9	191 Jean-Roch Piat	1:41.897	1:41.897	9	
10	181 Francesc Guitierrez Agüi	49.718	181 Francesc Guitierrez Agüi	26.428	170 Agustin Sanabria Crespo	26.529	10	181 Francesc Guitierrez Agüi	1:42.902	1:42.999	10	
11	170 Agustin Sanabria Crespo	50.262	118 Pedro M. Silvero Castilla	26.460	181 Francesc Guitierrez Agüi	26.756	11	170 Agustin Sanabria Crespo	1:43.197	1:43.197	11	
12	133 Mikkel Kristensen Illan	50.276	120 Miguel Angel Romero	26.634	120 Miguel Angel Romero	26.864	12	120 Miguel Angel Romero	1:43.926	1:43.926	12	
13	120 Miguel Angel Romero	50.428	133 Mikkel Kristensen Illan	26.785	133 Mikkel Kristensen Illan	26.889	13	133 Mikkel Kristensen Illan	1:43.950	1:44.039	13	
14	36 José Santos Pérez	53.844	6 Marcos Menkes Campelo	28.199	36 José Santos Pérez	28.911	14	36 José Santos Pérez	1:51.125	1:51.613	14	
15	18 Alvaro Rodriguez Sastre	55.190	36 José Santos Pérez	28.370	18 Alvaro Rodriguez Sastre	29.430	15	18 Alvaro Rodriguez Sastre	1:53.890	1:53.975	15	
16	66 Laurent Puitgmal	55.362	18 Alvaro Rodriguez Sastre	29.270	66 Laurent Puitgmal	29.541	16	66 Laurent Puitgmal	1:54.280	1:54.280	16	
17	9 Jose Luis Albors Aleixandre	56.304	66 Laurent Puitgmal	29.377	9 Jose Luis Albors Aleixandre	30.183	17	9 Jose Luis Albors Aleixandre	1:56.508	1:56.508	17	
18	6 Marcos Menkes Campelo	Transpond	9 Jose Luis Albors Aleixandre	30.021	6 Marcos Menkes Campelo	39.124	18	6 Marcos Menkes Campelo	Transpond	Transpond	18	



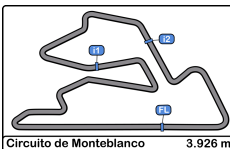


Monteblanco
GT-CET
Entrenamiento Cronometrado 2
5 Mejores Tiempos



Cl	Nº	Equipo/Concursante	Piloto 1	Piloto 2	Vehiculo	Cat	Cl	Mejor 1		Mejor 2		Mejor 3		Mejor 4		Mejor 5	
								Tiempo	Vta	Tiempo	Vta	Tiempo	Vta	Tiempo	Vta	Tiempo	Vta
1	135	RACAR MOTORSPORT	Leandro Martins	<u>Dieter Svepes</u>	PORSCHE 992 GT3 CUP	GT Cup	1	1:36.071	9	1:36.089	6	1:36.401	4	1:37.554	5	1:53.254	10
2	122	GT CORSE	<u>Alejandro Barambio Perea</u>	Borja Garcia Menendez	PORSCHE 992 GT3 CUP	GT Cup	2	1:36.813	6	1:36.856	4	1:37.448	3	1:48.115	2	1:54.094	5
3	199	VELOSO MOTORSPORT	José Barros		PORSCHE 992 GT3 CUP	GT Cup	3	1:36.856	4	1:36.918	9	1:37.362	10	1:38.423	8	1:40.276	5
4	100	ESCUADERIA FARAON	<u>Pablo V. Bras Silvero</u>	Fernando Gonzalez Gonzalez	PORSCHE 992 GT3 CUP	GT Cup	4	1:37.629	5	1:38.151	4	1:40.432	3	1:47.282	6	1:49.874	2
5	111	CD DAGO	<u>Pablo Yeregui Ybarra</u>	Daniel Carretero Ortega	AUDI R8	GPX	1	1:38.583	6	1:39.228	5	1:39.864	4	1:40.244	3	1:43.449	2
6	114	SKUALO COMPETICIÓN	Hendrik Van Zoest	JF	PORSCHE 992 GT3 CUP	GT Cup	5	1:38.905	5	1:39.173	10	1:39.201	4	1:39.283	9	1:39.406	6
7	112	ESCUADERIA FARAON	Pedro M. Lourinho Bras	<u>Miguel Gomez Guillen</u>	PORSCHE 992 GT3 CUP	GT Cup	6	1:39.314	6	1:40.025	5	1:46.058	4	2:08.259	7	3:16.484	2
8	118	ESCUADERIA FARAON	Alvaro Fontes Blanco	<u>Pedro M. Silvero Castilla</u>	FERRARI 488 CH EVO	GPX	2	1:41.890	3	1:42.124	4	1:42.141	5	1:57.207	2	2:13.416	6
9	191	VELOSO MOTORSPORT	Jean-Roch Piat	JF	PORSCHE 991.1 GT3 CUP	GT Cup	7	1:41.897	6	1:43.126	3	1:43.319	4	1:43.414	5	1:44.532	2
10	181	ESCUADERIA BAIX EMPORDÀ	Jan Schidlof Marek	JF <u>Francesc Guitierrez Agui</u>	MCLAREN ARTURA GT4	GT4	1	1:42.999	6	1:43.257	5	1:43.897	4	1:44.266	3	2:12.681	2
11	170	ESCUADERIA FARAON	Agustin Sanabria Crespo		KTM GT4	GT4	2	1:43.197	4	1:45.502	2	1:54.236	3	2:26.884	5		
12	120	ESCUADERIA LA CORUÑA	Jon Aizpurua Saenz	JF <u>Miguel Angel Romero</u>	LIGIER JS2R	GPX	3	1:43.926	6	1:44.132	5	1:44.887	4	1:48.503	3	2:11.584	7
13	133	ESCUADERIA LA CORUÑA	Ángel Santos Avalle	<u>Mikkel Kristensen Illan</u>	LIGIER JS2R	GT4	3	1:44.039	7	1:44.243	6	1:44.294	8	1:44.797	4	1:44.806	5
14	36	UCAV RACING	Carlos Alvarez Sindin	JF <u>José Santos Pérez</u>	SEAT LEON SUPERCOPA MK2	D1	1	1:51.613	5	1:52.011	6	1:52.215	9	1:53.053	4	1:54.484	8
15	18	C.D.PLEMAR SPORT	Jose Luis Lopez Valdivielso	JF <u>Alvaro Rodriguez Sastre</u>	RENAULT CLIO CUP IV	D3	1	1:53.975	3	1:54.113	2	2:44.293	4				
16	66	MOTOR CLUB SABADELL	Laurent Puitgmal		RENAULT CLIO CUP IV	D3	2	1:54.280	4	1:55.512	2	1:59.584	3	2:18.165	5		
17	9	BALBOR MOTORSPORT C.A.	<u>Jose Luis Albors Aleixandre</u>	JF German Lopez Balboa	RENAULT CLIO CUP IV	D3	3	1:56.508	7	1:57.013	10	1:57.960	8	1:57.980	6	1:58.253	9
18	6	RX PRO RACING	Manuel Cañizares Tortosa	JR <u>Marcos Menkes Campelo</u>	JR PEUGEOT 308 RACING CUP	D1	2										





Monteblanco

GT-CET

Entrenamiento Cronometrado 2

Secuencia Vueltas Rápidas

GT-CET
CAMPEONATO DE ESPAÑA

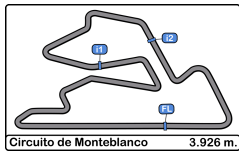
Vta	Hora Día	Tiempo Sesión	Nº	Equipo/Concursante	Piloto 1	Piloto 2	Vehiculo	Cat	Tiempo	Km/h
2	9:38:55.317	3:55.317	111	CD DAGO	<u>Pablo Yeregui Ybarra</u>	Daniel Carretero Ortega	AUDI R8	GPX	1:43.449	136.6
3	9:40:35.561	5:35.561	111	CD DAGO	<u>Pablo Yeregui Ybarra</u>	Daniel Carretero Ortega	AUDI R8	GPX	1:40.244	140.9
4	9:42:15.425	7:15.425	111	CD DAGO	<u>Pablo Yeregui Ybarra</u>	Daniel Carretero Ortega	AUDI R8	GPX	1:39.864	141.5
3	9:43:03.980	8:03.980	122	GT CORSE	<u>Alejandro Barambio Perea</u>	Borja Garcia Menendez	PORSCHE 992 GT3 CUP	GT Cup	1:37.448	145.0
4	9:44:40.836	9:40.836	122	GT CORSE	<u>Alejandro Barambio Perea</u>	Borja Garcia Menendez	PORSCHE 992 GT3 CUP	GT Cup	1:36.856	145.9
4	9:45:12.184	10:12.184	135	RACAR MOTORSPORT	Leandro Martins	<u>Dieter Svepes</u>	PORSCHE 992 GT3 CUP	GT Cup	1:36.401	146.6
6	9:48:25.827	13:25.827	135	RACAR MOTORSPORT	Leandro Martins	<u>Dieter Svepes</u>	PORSCHE 992 GT3 CUP	GT Cup	1:36.089	147.0
9	9:54:09.829	19:09.829	135	RACAR MOTORSPORT	Leandro Martins	<u>Dieter Svepes</u>	PORSCHE 992 GT3 CUP	GT Cup	1:36.071	147.1

V-LINE DRG.

CRONO COCA

PIRELLI





Monteblanco

GT-CET

Entrenamiento Cronometrado 2

Tiempos Parada en Pit



112 Pedro M. Lourinho Bras PORSCHE 992 GT3 CUP
 GT Cup Miguel Gomez Guillen ESCUDERIA FARAON

Nº	Hora Día	Tiempo	Tiempo Salida	Tiempo Box	T. Box Total	Handicap	Diff.
1	9:41:31.871	9:41:31.871	9:43:08.261	1:36.390	1:36.390		

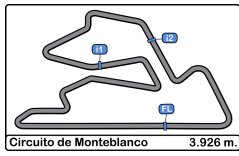
120 Jon Aizpurua Saenz LIGIER JS2R
 GPX Miguel Angel Romero ESCUDERIA LA CORUÑA

Nº	Hora Día	Tiempo	Tiempo Salida	Tiempo Box	T. Box Total	Handicap	Diff.
1	9:39:33.662	9:39:33.662	9:40:16.904	43.242	43.242		
2	9:51:35.591	9:51:35.591	9:54:56.862	3:21.271	4:04.513		

135 Leandro Martins PORSCHE 992 GT3 CUP
 GT Cup Dieter Svepes RACAR MOTORSPORT

Nº	Hora Día	Tiempo	Tiempo Salida	Tiempo Box	T. Box Total	Handicap	Diff.
1	9:37:51.149	9:37:51.149	9:39:45.510	1:54.361	1:54.361		
2	9:50:27.347	9:50:27.347	9:50:45.307	17.960	2:12.321		

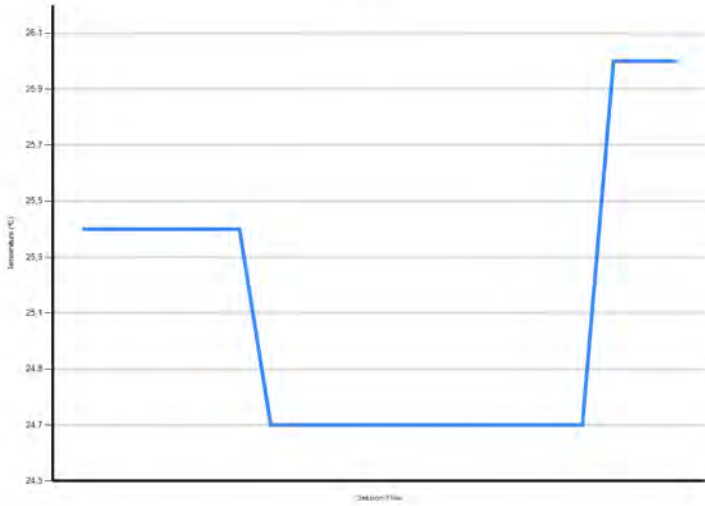




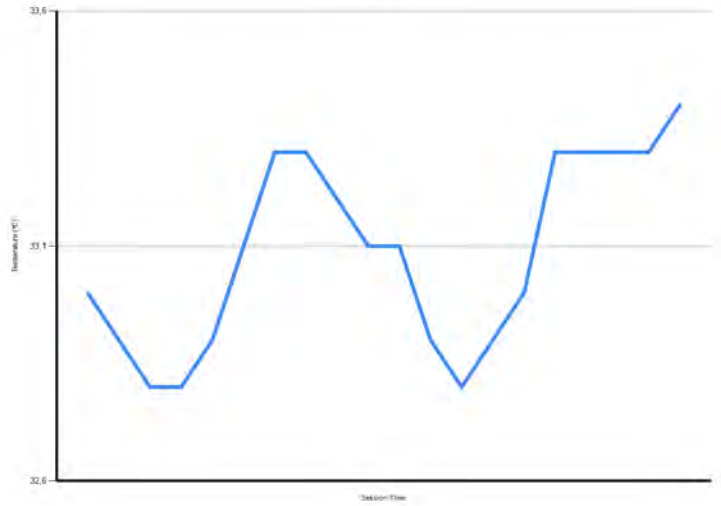
Monteblando
 GT-CET
 Entrenamiento Cronometrado 2
 Informe Meteorológico




Temperatura Aire




Temperatura Pista



Humedad



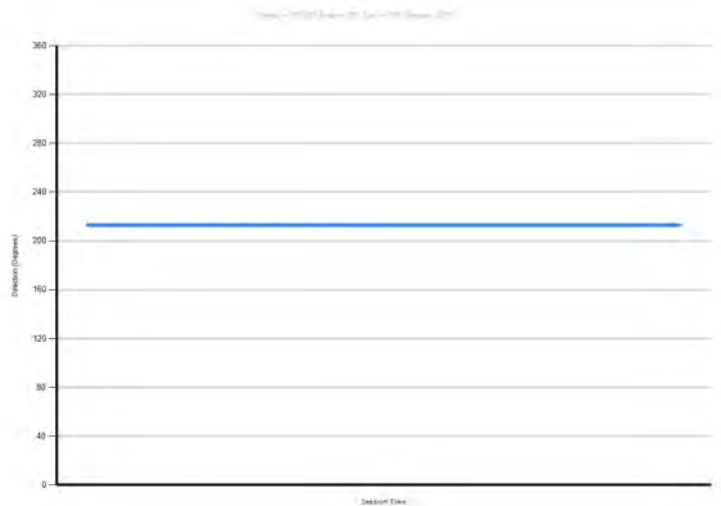
Presión

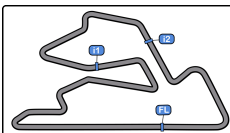


Velocidad Viento



Dirección Viento





Monteblanco
GT-CET
Entrenamiento Cronometrado 2
Resultados Finales



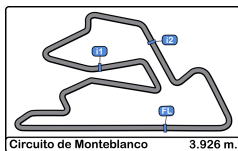
Cls	Nº	Equipo/Concursante	Piloto 1	Piloto 2	Vehiculo	Cat	Cls	Vtas.	Mejor	Tiempo	Dif 1º	Interval	Km/h	
1	135	RACAR MOTORSPORT	Leandro Martins	Dieter Svepes	PORSCHE 992 GT3 CUP	GT Cup	1	10	9	1:36.071			147.1	
2	122	GT CORSE	Alejandro Barambio Perea	Borja Garcia Menendez	PORSCHE 992 GT3 CUP	GT Cup	2	7	6	1:36.813	0.742	0.742	145.9	
3	199	VELOSO MOTORSPORT	José Barros		PORSCHE 992 GT3 CUP	GT Cup	3	11	4	1:36.856	0.785	0.043	145.9	
4	100	ESCUADERIA FARAON	Pablo V. Bras Silvero	Fernando Gonzalez Gonzalez	PORSCHE 992 GT3 CUP	GT Cup	4	6	5	1:37.629	1.558	0.773	144.7	
5	111	CD DAGO	Pablo Yeregui Ybarra	Daniel Carretero Ortega	AUDI R8	GPX	1	7	6	1:38.583	2.512	0.954	143.3	
6	114	SKUALO COMPETICIÓN	Hendrik Van Zoest	JF	PORSCHE 992 GT3 CUP	GT Cup	5	11	5	1:38.905	2.834	0.322	142.9	
7	112	ESCUADERIA FARAON	Pedro M. Lourinho Bras	Miguel Gomez Guillen	PORSCHE 992 GT3 CUP	GT Cup	6	7	6	1:39.314	3.243	0.409	142.3	
8	118	ESCUADERIA FARAON	Alvaro Fontes Blanco	Pedro M. Silvero Castilla	FERRARI 488 CH EVO	GPX	2	6	3	1:41.890	5.819	2.576	138.7	
9	191	VELOSO MOTORSPORT	Jean-Roch Piat	JF	PORSCHE 991.1 GT3 CUP	GT Cup	7	7	6	1:41.897	5.826	0.007	138.7	
10	181	ESCUADERIA BAIX EMPORDÀ	Jan Schidlof Marek	JF	Francesc Guitierrez Agüi	MCLAREN ARTURA GT4	GT4	1	7	6	1:42.999	6.928	1.102	137.2
11	170	ESCUADERIA FARAON	Agustin Sanabria Crespo		KTM GT4	GT4	2	5	4	1:43.197	7.126	0.198	136.9	
12	120	ESCUADERIA LA CORUÑA	Jon Aizpurua Saenz	JF	Miguel Angel Romero	LIGIER JS2R	GPX	3	8	6	1:43.926	7.855	0.729	135.9
13	133	ESCUADERIA LA CORUÑA	Ángel Santos Avalle		Mikkel Kristensen Illan	LIGIER JS2R	GT4	3	9	7	1:44.039	7.968	0.113	135.8
14	36	UCAV RACING	Carlos Alvarez Sindin	JF	José Santos Pérez	SEAT LEON SUPERCOPA MK2	D1	1	10	5	1:51.613	15.542	7.574	126.6
15	18	C.D.PLEMAR SPORT	Jose Luis Lopez Valdivielso	JF	Alvaro Rodriguez Sastre	RENAULT CLIO CUP IV	D3	1	4	3	1:53.975	17.904	2.362	124.0
16	66	MOTOR CLUB SABADELL	Laurent Puitgmal		RENAULT CLIO CUP IV	D3	2	5	4	1:54.280	18.209	0.305	123.6	
17	9	BALBOR MOTORSPORT C.A.	Jose Luis Albors Aleixandre	JF	German Lopez Balboa	RENAULT CLIO CUP IV	D3	3	11	7	1:56.508	20.437	2.228	121.3
18	6	RX PRO RACING	Manuel Cañizares Tortosa	JR	Marcos Menkes Campelo	PEUGEOT 308 RACING CUP	D1	2	1	9:40:25.80	9:38:49.7	9:38:29.2	00.0	

Publicado a las:.....

Temp Pista: **33.4 °C** Temp Aire: **26.0 °C** Humedad: **43 %** Estado Pista: **SECA**

Comisarios Deportivos:	Josep Cartanya	Juan Luis Elena Falco	Carlos Melero Mora	Cronometrador: Luis García
	CD-989-ESP/CAT	CD-0350-ESP/AN	CD-2124-ESP/AN	 JOB-2654-ESP/M





Monteblando
GT-CET
Carrera 1
Parrilla de Salida



17	18	C.D.PLEMAR SPORT Jose Luis Lopez Valdivielso	1:56.637	.9.				
15	66	MOTOR CLUB SABADELL Laurent Puitamal	1:55.557	.8.	1:55.909	BALBOR MOTORSPORT C.A. German Lopez Balboa	9	16
13	120	ESCUDERIA LA CORUÑA Miguel Anael Romero	1:53.593	.7.	1:54.410	UCAV RACING Carlos Alvarez Sindin	36	14
11	133	ESCUDERIA LA CORUÑA Ánael Santos Avalue	1:44.403	.6.	1:46.811	RX PRO RACING Manuel Cañizares Tortosa	6	12
9	170	ESCUDERIA FARAON Austin Sanabria Crespo	1:43.072	.5.	1:44.180	ESCUDERIA BAIX EMPORDÀ Jan Schidlof Marek	181	10
7	118	ESCUDERIA FARAON Alvaro Fontes Blanco	1:39.413	.4.	1:40.249	ESCUDERIA FARAON Pedro M. Lourinho Bras	112	8
5	100	ESCUDERIA FARAON Fernando Gonzalez Gonzalez	1:37.862	.3.	1:38.579	SKUALO COMPETICIÓN Hendrik Van Zoest	114	6
3	135	RACAR MOTORSPORT Leandro Martins	1:36.822	.2.	1:37.072	VELOSO MOTORSPORT José Barros	199	4
1	111	CD DAGO Pablo Yerequi Ybarra	1:35.033	.1.	1:35.743	GT CORSE Alejandro Bambio Perea	122	2



Pole

Publicado a las:.....

Comisarios Deportivos:

Josep Cartanya

Juan Luis Elena Falco

Carlos Melero Mora

CD-989-ESP/CAT

CD-0350-ESP/AN

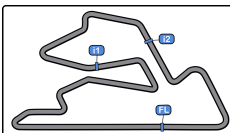
CD-2124-ESP/AN

Cronometrador:

Luis Garcia

JOB-2654-ESP/M





Monteblanco

GT-CET

Carrera 1

Resultados Provisionales

Circuito de Monteblanco 3.926 m.



Cls	Nº	Equipo/Concursante	Piloto 1	Piloto 2	Vehiculo	Cat	Cl	Vtas.	Tiempo	Dif 1º	Interval	Km/h	Mejor	Tiempo	Km/h
1	122	GT CORSE	Alejandro Barambio Perea	Borja Garcia Menendez	PORSCHE 992 GT3 CUP	GT Cup	1	29	50:38.151			134.9	18	1:37.377	145.1
2	199	VELOSO MOTORSPORT	José Barros		PORSCHE 992 GT3 CUP	GT Cup	2	29	50:41.739	3.588	3.588	134.7	22	1:37.612	144.7
3	135	RACAR MOTORSPORT	Leandro Martins	Dieter Svepes	PORSCHE 992 GT3 CUP	GT Cup	3	29	50:42.373	4.222	0.634	134.7	16	1:37.304	145.2
4	111	CD DAGO	Pablo Yeregui Ybarra	Daniel Carretero Ortega	AUDI R8	GPX	1	29	50:51.507	13.356	9.134	134.3	18	1:36.328	146.7
5	100	ESCUADERIA FARAON	Pablo V. Bras Silvero	Fernando Gonzalez Gonzalez	PORSCHE 992 GT3 CUP	GT Cup	4	29	51:03.736	25.585	12.229	133.7	16	1:38.141	144.0
6	114	SKUALO COMPETICIÓN	Hendrik Van Zoest	JF	PORSCHE 992 GT3 CUP	GT Cup	5	29	51:30.416	52.265	26.680	132.6	19	1:39.451	142.1
7	112	ESCUADERIA FARAON	Pedro M. Lourinho Bras	Miguel Gomez Guillen	PORSCHE 992 GT3 CUP	GT Cup	6	29	51:45.213	1:07.062	14.797	131.9	27	1:39.212	142.4
8	170	ESCUADERIA FARAON	Agustin Sanabria Crespo		KTM GT4	GT4	1	28	52:18.869	1 Vta.	1 Vta.	126.0	18	1:44.119	135.7
9	133	ESCUADERIA LA CORUÑA	Ángel Santos Avalue	Mikkel Kristensen Illan	LIGIER JS2R	GT4	2	28	52:20.322	1 Vta.	1.453	126.0	12	1:44.537	135.2
10	181	ESCUADERIA BAIX EMPORDÀ	Jan Schidlof Marek	JF Francesc Guitierrez Agüi	MCLAREN ARTURA GT4	GT4	3	27	50:51.555	2 Vtas.	1 Vta.	125.0	27	1:43.870	136.0
11	6	RX PRO RACING	Manuel Cañizares Tortosa	JR Marcos Menkes Campelo	PEUGEOT 308 RACING CUP	D1	1	26	51:17.179	3 Vtas.	1 Vta.	119.4	5	1:47.227	131.8
12	66	MOTOR CLUB SABADELL	Laurent Puitgmal		RENAULT CLIO CUP IV	D3	1	25	51:15.944	4 Vtas.	1 Vta.	114.8	16	1:55.130	122.7
13	18	C.D.PLEMAR SPORT	Jose Luis Lopez Valdivielso	JF Alvaro Rodriguez Sastre	RENAULT CLIO CUP IV	D3	2	25	51:32.029	4 Vtas.	16.085	114.2	23	1:54.899	123.0
14	36	UCAV RACING	Carlos Alvarez Sindin	JF José Santos Pérez	SEAT LEON SUPERCOPA MK2	D1	2	25	51:56.038	4 Vtas.	24.009	113.3	5	1:53.689	124.3
15	120	ESCUADERIA LA CORUÑA	Jon Aizpurua Saenz	JF Miguel Angel Romero	LIGIER JS2R	GPX	2	23	51:39.864	6 Vtas.	2 Vtas.	104.8	4	1:45.291	134.2
16	9	BALBOR MOTORSPORT C.A.	Jose Luis Albors Aleixandre	JF German Lopez Balboa	RENAULT CLIO CUP IV	D3	3	23	52:06.791	6 Vtas.	26.927	103.9	15	1:56.711	121.0

Not classified: (Requirements: 75% of number laps of leader = 22 Laps)

118	ESCUADERIA FARAON	Alvaro Fontes Blanco	Pedro M. Silvero Castilla		FERRARI 488 CH EVO	GPX	3	21	38:10.402	8 Vtas.	2 Vtas.	129.5	10	1:39.086	142.6
-----	-------------------	-----------------------------	---------------------------	--	--------------------	-----	---	----	------------------	---------	---------	-------	----	----------	-------

Vta. Rápida Yeregui - Carretero en 1:36.328 a 146.7 Km/h en la vta. 18

Publicado a las:.....

Temp Pista: 35.2 °C Temp Aire: 29.3 °C Humedad: 44 % Estado Pista: SECA

Director Carrera:

Máximo Guerrero

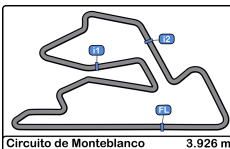
DPB-0803-ESP/NA

Cronometrador:

Luis García

JOB-2654-ESP/M





Monteblanco

GT-CET

Carrera 1

Resultados Provisionales por Categoría

GT-CET
CAMPEONATO DE ESPAÑA

GT Cup															
Cls	Nº	Equipo/Concursante	Piloto 1	Piloto 2	Vehiculo	Cat	Cl	Vtas.	Tiempo	Dif 1º	Interval	Km/h	Mejor	Tiempo	Km/h
1	122	GT CORSE	<u>Alejandro Barambio Perea</u>	Borja Garcia Menendez	PORSCHE 992 GT3 CUP	GT Cup	1	29	50:38.151			134.9	18	1:37.377	145.1
2	199	VELOSO MOTORSPORT	José Barros		PORSCHE 992 GT3 CUP	GT Cup	2	29	50:41.739	3.588	3.588	134.7	22	1:37.612	144.7
3	135	RACAR MOTORSPORT	<u>Leandro Martins</u>	Dieter Svepes	PORSCHE 992 GT3 CUP	GT Cup	3	29	50:42.373	4.222	0.634	134.7	16	1:37.304	145.2
4	100	ESCUADERIA FARAON	Pablo V. Bras Silvero	<u>Fernando Gonzalez Gonzalez</u>	PORSCHE 992 GT3 CUP	GT Cup	4	29	51:03.736	25.585	21.363	133.7	16	1:38.141	144.0
5	114	SKUALO COMPETICIÓN	Hendrik Van Zoest	JF	PORSCHE 992 GT3 CUP	GT Cup	5	29	51:30.416	52.265	26.680	132.6	19	1:39.451	142.1
6	112	ESCUADERIA FARAON	<u>Pedro M. Lourinho Bras</u>	Miguel Gomez Guillen	PORSCHE 992 GT3 CUP	GT Cup	6	29	51:45.213	1:07.062	14.797	131.9	27	1:39.212	142.4

GPX															
Cls	Nº	Equipo/Concursante	Piloto 1	Piloto 2	Vehiculo	Cat	Cl	Vtas.	Tiempo	Dif 1º	Interval	Km/h	Mejor	Tiempo	Km/h
1	111	CD DAGO	<u>Pablo Yeregui Ybarra</u>	Daniel Carretero Ortega	AUDI R8	GPX	1	29	50:51.507			134.3	18	1:36.328	146.7
2	120	ESCUADERIA LA CORUÑA	Jon Aizpurua Saenz	JF <u>Miguel Angel Romero</u>	LIGIER JS2R	GPX	2	23	51:39.864	6 Vtas.	6 Vtas.	104.8	4	1:45.291	134.2

Not classified: (Requirements: 75% of number laps of leader = 22 Laps)

118	ESCUADERIA FARAON	<u>Alvaro Fontes Blanco</u>	Pedro M. Silvero Castilla		FERRARI 488 CH EVO	GPX	3	21	38:10.402	8 Vtas.	2 Vtas.	129.5	10	1:39.086	142.6
-----	-------------------	-----------------------------	---------------------------	--	--------------------	-----	---	----	------------------	---------	---------	-------	----	----------	-------

GT4															
Cls	Nº	Equipo/Concursante	Piloto 1	Piloto 2	Vehiculo	Cat	Cl	Vtas.	Tiempo	Dif 1º	Interval	Km/h	Mejor	Tiempo	Km/h
1	170	ESCUADERIA FARAON	Agustin Sanabria Crespo		KTM GT4	GT4	1	28	52:18.869			126.0	18	1:44.119	135.7
2	133	ESCUADERIA LA CORUÑA	<u>Ángel Santos Avalor</u>	Mikkel Kristensen Illan	LIGIER JS2R	GT4	2	28	52:20.322	1.453	1.453	126.0	12	1:44.537	135.2
3	181	ESCUADERIA BAIX EMPORDÀ	<u>Jan Schidlof Marek</u>	JF Francesc Guitierrez Agüi	MCLAREN ARTURA GT4	GT4	3	27	50:51.555	1 Vta.	1 Vta.	125.0	27	1:43.870	136.0

D1															
Cls	Nº	Equipo/Concursante	Piloto 1	Piloto 2	Vehiculo	Cat	Cl	Vtas.	Tiempo	Dif 1º	Interval	Km/h	Mejor	Tiempo	Km/h
1	6	RX PRO RACING	<u>Manuel Cañizares Tortosa</u>	JR Marcos Menkes Campelo	JR PEUGEOT 308 RACING CUP	D1	1	26	51:17.179			119.4	5	1:47.227	131.8
2	36	UCAV RACING	<u>Carlos Alvarez Sindin</u>	JF José Santos Pérez	SEAT LEON SUPERCOPA MK2	D1	2	25	51:56.038	1 Vta.	1 Vta.	113.3	5	1:53.689	124.3

D3															
Cls	Nº	Equipo/Concursante	Piloto 1	Piloto 2	Vehiculo	Cat	Cl	Vtas.	Tiempo	Dif 1º	Interval	Km/h	Mejor	Tiempo	Km/h
1	66	MOTOR CLUB SABADELL	Laurent Puitgmal		RENAULT CLIO CUP IV	D3	1	25	51:15.944			114.8	16	1:55.130	122.7
2	18	C.D.PLEMAR SPORT	<u>Jose Luis Lopez Valdivielso</u>	JF Alvaro Rodriguez Sastre	RENAULT CLIO CUP IV	D3	2	25	51:32.029	16.085	16.085	114.2	23	1:54.899	123.0
3	9	BALBOR MOTORSPORT C.A.	Jose Luis Albors Aleixandre	JF <u>German Lopez Balboa</u>	RENAULT CLIO CUP IV	D3	3	23	52:06.791	2 Vtas.	2 Vtas.	103.9	15	1:56.711	121.0

Vta. Rápida Yeregui - Carretero en 1:36.328 a 146.7 Km/h en la vta. 18

Publicado a las:.....

Temp Pista: **35.2 °C** Temp Aire: **29.3 °C** Humedad: **44 %** Estado Pista: **SECA**

Director Carrera:

Máximo Guerrero

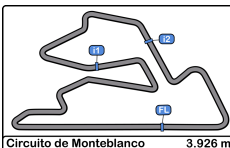
DPB-0803-ESP/NA

Cronometrador:

Luis García

JOB-2654-ESP/M





Monteblanco

GT-CET

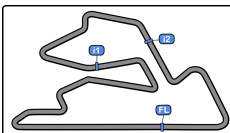
Carrera 1

Clasificación Provisional por Vuelta Rápida de Piloto

GT-CET
CAMPEONATO DE ESPAÑA

Clas	Nº	Equipo/Concursante	Vehiculo	Piloto	Cat	Clas	Vtas.	Mejor	Tiempo	Dif 1º	Interval	Km/h	
1	111	CD DAGO	AUDI R8	Daniel Carretero Orteaga	GPX	1	16	5	1:36.328			146.7	
2	135	RACAR MOTORSPORT	PORSCHE 992 GT3 CUP	Dieter Svepes	GT Cup	1	16	3	1:37.304	0.976	0.976	145.2	
3	122	GT CORSE	PORSCHE 992 GT3 CUP	Boria Garcia Menendez	GT Cup	2	16	5	1:37.377	1.049	0.073	145.1	
4	199	VELOSO MOTORSPORT	PORSCHE 992 GT3 CUP	José Barros	GT Cup	3	29	22	1:37.612	1.284	0.235	144.7	
5	135	RACAR MOTORSPORT	PORSCHE 992 GT3 CUP	Leandro Martins	GT Cup	4	13	9	1:38.040	1.712	0.428	144.1	
6	100	ESCUADERIA FARAON	PORSCHE 992 GT3 CUP	Pablo V. Bras Silvero	GT Cup	5	16	3	1:38.141	1.813	0.101	144.0	
7	122	GT CORSE	PORSCHE 992 GT3 CUP	Alejandro Barambio Perea	GT Cup	6	13	10	1:38.200	1.872	0.059	143.9	
8	118	ESCUADERIA FARAON	FERRARI 488 CH EVO	Alvaro Fontes Blanco	GPX	2	15	10	1:39.086	2.758	0.886	142.6	
9	100	ESCUADERIA FARAON	PORSCHE 992 GT3 CUP	Fernando Gonzalez Gonzalez	GT Cup	7	13	9	1:39.160	2.832	0.074	142.5	
10	112	ESCUADERIA FARAON	PORSCHE 992 GT3 CUP	Miquel Gomez Guillen	GT Cup	8	16	14	1:39.212	2.884	0.052	142.4	
11	114	SKUALO COMPETICIÓN	PORSCHE 992 GT3 CUP	Hendrik Van Zoest	Gold	GT Cup	9	29	19	1:39.451	3.123	0.239	142.1
12	111	CD DAGO	AUDI R8	Pablo Yerequi Ybarra	GPX	3	13	5	1:39.614	3.286	0.163	141.8	
13	112	ESCUADERIA FARAON	PORSCHE 992 GT3 CUP	Pedro M. Lourinho Bras	GT Cup	10	13	7	1:40.760	4.432	1.146	140.2	
14	118	ESCUADERIA FARAON	FERRARI 488 CH EVO	Pedro M. Silvero Castilla	GPX	4	6	3	1:42.976	6.648	2.216	137.2	
15	181	ESCUADERIA BAIX EMPORDÀ	MCLAREN ARTURA GT4	Francesc Guitierrez Aqüi	GT4	1	14	14	1:43.870	7.542	0.894	136.0	
16	170	ESCUADERIA FARAON	KTM GT4	Austin Sanabria Crespo	GT4	2	28	18	1:44.119	7.791	0.249	135.7	
17	133	ESCUADERIA LA CORUÑA	LIGIER JS2R	Ángel Santos Avalle	GT4	3	14	12	1:44.537	8.209	0.418	135.2	
18	133	ESCUADERIA LA CORUÑA	LIGIER JS2R	Mikkel Kristensen Illan	GT4	4	14	12	1:44.706	8.378	0.169	134.9	
19	120	ESCUADERIA LA CORUÑA	LIGIER JS2R	Miquel Àngel Romero	GPX	5	10	4	1:45.291	8.963	0.585	134.2	
20	181	ESCUADERIA BAIX EMPORDÀ	MCLAREN ARTURA GT4	Jan Schidlof Marek	Gold	GT4	5	13	7	1:45.363	9.035	0.072	134.1
21	6	RX PRO RACING	PEUGEOT 308 RACING CUP	Manuel Cañizares Tortosa	Silver	D1	1	14	5	1:47.227	10.899	1.864	131.8
22	120	ESCUADERIA LA CORUÑA	LIGIER JS2R	Jon Aizourua Saenz	Gold	GPX	6	13	13	1:48.343	12.015	1.116	130.4
23	6	RX PRO RACING	PEUGEOT 308 RACING CUP	Marcos Menkes Campelo	Silver	D1	2	12	12	1:50.496	14.168	2.153	127.9
24	36	UCAV RACING	SEAT LEON SUPERCOPA MK2	Carlos Alvarez Sindin	Gold	D1	3	11	5	1:53.689	17.361	3.193	124.3
25	18	C.D.PLEMAR SPORT	RENAULT CLIO CUP IV	Alvaro Rodriguez Sastre		D3	1	13	11	1:54.899	18.571	1.210	123.0
26	66	MOTOR CLUB SABADELL	RENAULT CLIO CUP IV	Laurent Puitamal		D3	2	25	16	1:55.130	18.802	0.231	122.7
27	36	UCAV RACING	SEAT LEON SUPERCOPA MK2	José Santos Pérez		D1	4	14	3	1:55.413	19.085	0.283	122.4
28	9	BALBOR MOTORSPORT C.A.	RENAULT CLIO CUP IV	Jose Luis Albors Aleixandre	Gold	D3	3	12	4	1:56.711	20.383	1.298	121.0
29	18	C.D.PLEMAR SPORT	RENAULT CLIO CUP IV	Jose Luis Lopez Valdivielso	Gold	D3	4	12	8	1:56.960	20.632	0.249	120.8
30	9	BALBOR MOTORSPORT C.A.	RENAULT CLIO CUP IV	German Lopez Balboa		D3	5	11	8	1:57.405	21.077	0.445	120.3





Monteblando

GT-CET

Carrera 1

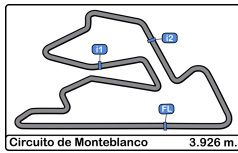
Distancia y Velocidad Media

Circuito de Monteblando 3.926 m.

GT-CET
CAMPEONATO DE ESPAÑA

Cls	Nº	Equipo/Concursante	Piloto 1	Piloto 2	Vehiculo	Cat	Cls	Vtas.	Distancia	Tiempo Total	Km/h
1	122	GT CORSE	<u>Alejandro Barambio Perea</u>	Borja Garcia Menendez	PORSCHE 992 GT3 CUP	GT Cup	1	29	113.85	50:38.151	134.9
2	199	VELOSO MOTORSPORT	José Barros		PORSCHE 992 GT3 CUP	GT Cup	2	29	113.85	50:41.739	134.7
3	135	RACAR MOTORSPORT	<u>Leandro Martins</u>	Dieter Svepes	PORSCHE 992 GT3 CUP	GT Cup	3	29	113.85	50:42.373	134.7
4	111	CD DAGO	<u>Pablo Yeregui Ybarra</u>	Daniel Carretero Ortega	AUDI R8	GPX	1	29	113.85	50:51.507	134.3
5	100	ESCUDERIA FARAON	Pablo V. Bras Silvero	<u>Fernando Gonzalez Gonzalez</u>	PORSCHE 992 GT3 CUP	GT Cup	4	29	113.85	51:03.736	133.7
6	114	SKUALO COMPETICIÓN	Hendrik Van Zoest	JF	PORSCHE 992 GT3 CUP	GT Cup	5	29	113.85	51:30.416	132.6
7	112	ESCUDERIA FARAON	<u>Pedro M. Lourinho Bras</u>	Miguel Gomez Guillen	PORSCHE 992 GT3 CUP	GT Cup	6	29	113.85	51:45.213	131.9
8	170	ESCUDERIA FARAON	Agustin Sanabria Crespo		KTM GT4	GT4	1	28	109.92	52:18.869	126.0
9	133	ESCUDERIA LA CORUÑA	<u>Ángel Santos Avalue</u>	Mikkel Kristensen Illan	LIGIER JS2R	GT4	2	28	109.92	52:20.322	126.0
10	181	ESCUDERIA BAIX EMPORDÁ	<u>Jan Schidlof Marek</u>	JF Francesc Guitierrez Agüi	MCLAREN ARTURA GT4	GT4	3	27	106.00	50:51.555	125.0
11	6	RX PRO RACING	<u>Manuel Cañizares Tortosa</u>	JR Marcos Menkes Campelo	PEUGEOT 308 RACING CUP	D1	1	26	102.07	51:17.179	119.4
12	66	MOTOR CLUB SABADELL	Laurent Puitgmal		RENAULT CLIO CUP IV	D3	1	25	98.15	51:15.944	114.8
13	18	C.D.PLEMAR SPORT	<u>Jose Luis Lopez Valdivielso</u>	JF Alvaro Rodriguez Sastre	RENAULT CLIO CUP IV	D3	2	25	98.15	51:32.029	114.2
14	36	UCAV RACING	<u>Carlos Alvarez Sindin</u>	JF José Santos Pérez	SEAT LEON SUPERCOPA MK2	D1	2	25	98.15	51:56.038	113.3
15	120	ESCUDERIA LA CORUÑA	Jon Aizpurua Saenz	JF <u>Miguel Angel Romero</u>	LIGIER JS2R	GPX	2	23	90.29	51:39.864	104.8
16	9	BALBOR MOTORSPORT C.A.	Jose Luis Albors Aleixandre	JF <u>German Lopez Balboa</u>	RENAULT CLIO CUP IV	D3	3	23	90.29	52:06.791	103.9
Not classified: (Requirements: 75% of number laps of leader = 22 Laps)											
	118	ESCUDERIA FARAON	<u>Alvaro Fontes Blanco</u>	Pedro M. Silvero Castilla	FERRARI 488 CH EVO	GPX	3	21	82.44	38:10.402	129.5





Monteblando
GT-CET
Carrera 1
Tiempos Por Vuelta



66

Laurent Puitgmal

RENAULT CLIO CUP IV **100**

Pablo V. Bras Silvero

PORSCHE 992 GT3 CUP

D3

MOTOR CLUB SABADELL

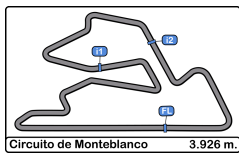
GT Cup

Fernando Gonzalez

ESCUADERIA FARAON

Vta	D	Tiempo	Sector 1	Sector 2	Sector 3	T. Spd	Elapsed	Vta	D	Tiempo	Sector 1	Sector 2	Sector 3	T. Spd	Elapsed
1		2:57.173	1:31.302	37.259	48.612		2:57.173	1	2	2:52.968	1:20.953	38.198	53.817		2:52.968
2		1:56.987	56.994	29.782	30.211		4:54.160	2	2	1:41.648	50.076	25.738	25.834		4:34.616
3		1:55.896	56.093	29.755	30.048		6:50.056	3	2	1:40.396	48.830	25.681	25.885		6:15.012
4		1:55.479	55.758	29.640	30.081		8:45.535	4	2	1:39.625	48.298		2:05.510		7:54.637
5		1:55.544	55.908	29.659	29.977		10:41.079	5	2	1:39.550	48.059	25.629	25.862		9:34.187
6		1:55.420	56.147	29.499	29.774		12:36.499	6	2	1:39.833	48.217	25.658	25.958		11:14.020
7		1:56.589	56.328	30.144	30.117		14:33.088	7	2	1:39.189	48.004	25.353	25.832		12:53.209
8		1:55.918	56.184	29.955	29.779		16:29.006	8	2	1:39.414	47.924	25.450	26.040		14:32.623
9		1:55.609	56.336	29.514	29.759		18:24.615	9	2	1:39.160	47.909	25.439	25.812		16:11.783
10		1:55.211	55.737	29.596	29.878		20:19.826	10	2	1:39.627	48.149	25.436	26.042		17:51.410
11		1:58.951 P	55.563	29.505	33.883		22:18.777	11	2	1:44.338 P	47.805	25.648	30.885		19:35.748
12		3:49.806	2:50.679	29.428	29.699		26:08.583	12	2	3:24.935	2:33.610	25.429	25.896		23:00.683
13		1:56.122	56.357	29.985	29.780		28:04.705	13	2	1:39.305	47.740	25.860	25.705		24:39.988
14		1:55.572	55.837	30.131	29.604		30:00.277	14	1	1:39.424	47.484	25.472	26.468		26:19.412
15		1:55.333	55.944	29.541	29.848		31:55.610	15	1	1:38.650	47.463	25.578	25.609		27:58.062
16		1:55.130	55.708	29.569	29.853		33:50.740	16	1	1:38.141	47.356	25.269	25.516		29:36.203
17		1:56.186	56.816	29.501	29.869		35:46.926	17	1	1:39.394	47.308	25.755	26.331		31:15.597
18		1:55.333	55.743	29.572	30.018		37:42.259	18	1	1:38.158	47.362	25.187	25.609		32:53.755
19		1:56.689	55.874	30.655	30.160		39:38.948	19	1	1:38.175	47.269	25.225	25.681		34:31.930
20		1:55.998	55.714	29.959	30.325		41:34.946	20	1	1:39.851	48.265	25.675	25.911		36:11.781
21		1:56.533	55.848	29.955	30.730		43:31.479	21	1	1:39.948	48.507	25.708	25.733		37:51.729
22		1:55.617	55.989	29.663	29.965		45:27.096	22	1	1:38.451	47.298	25.416	25.737		39:30.180
23		1:56.148	56.483	29.472	30.193		47:23.244	23	1	1:38.844	47.595	25.640	25.609		41:09.024
24		1:55.854	56.017	29.687	30.150		49:19.098	24	1	1:38.905	47.662	25.395	25.848		42:47.929
25		1:56.846	57.237	29.623	29.986		51:15.944	25	1	1:38.259	47.545	25.270	25.444		44:26.188
								26	1	1:38.849	47.505	25.524	25.820		46:05.037
								27	1	1:39.313	47.880	25.734	25.699		47:44.350
								28	1	1:39.497	48.001	25.588	25.908		49:23.847
								29	1	1:39.889	47.501	25.776	26.612		51:03.736





Monteblando

GT-CET

Carrera 1

Tiempos Por Vuelta



111

Pablo Yeregui Ybarra

AUDI R8

112

Pedro M. Lourinho Bras

PORSCHE 992 GT3 CUP

GPX

Daniel Carretero Ortega

CD DAGO

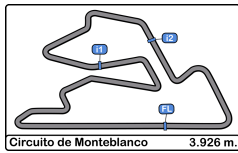
GT Cup

Miguel Gomez Guillen

ESCUADERIA FARAON

Vta	D	Tiempo	Sector 1	Sector 2	Sector 3	T. Spd	Elapsed	Vta	D	Tiempo	Sector 1	Sector 2	Sector 3	T. Spd	Elapsed
1	1	2:52.381	1:16.723	40.339	55.319		2:52.381	1	1	2:53.335	1:23.488	37.603	52.244		2:53.335
2	1	1:44.655	52.521	25.905	26.229		4:37.036	2	1	1:47.038	53.159	27.059	26.820		4:40.373
3	1	1:40.745	48.227	26.104	26.414		6:17.781	3	1	1:42.904	49.378	26.601	26.925		6:23.277
4	1	1:40.377	48.157	26.191	26.029		7:58.158	4	1	1:42.278	48.927	26.731	26.620		8:05.555
5	1	1:39.614	47.927	25.851	25.836		9:37.772	5	1	1:41.661	48.743	26.613	26.305		9:47.216
6	1	1:39.916	48.114	25.764	26.038		11:17.688	6	1	1:41.327	48.605	26.403	26.319		11:28.543
7	1	1:40.202	47.691	25.918	26.593		12:57.890	7	1	1:40.760	48.221	26.149	26.390		13:09.303
8	1	1:40.903	48.869	25.901	26.133		14:38.793	8	1	1:41.194	48.281	26.276	26.637		14:50.497
9	1	1:41.781	48.387	26.032	27.362		16:20.574	9	1	1:41.097	48.293	26.278	26.526		16:31.594
10	1	1:40.196	47.972	26.124	26.100		18:00.770	10	1	1:42.133	48.805	26.635	26.693		18:13.727
11	1	1:41.104	47.865	26.775	26.464		19:41.874	11	1	1:40.969	48.175	26.229	26.565		19:54.696
12	1	1:44.914 P	47.591	25.784	31.539		21:26.788	12	1	1:46.020 P	48.580	26.304	31.136		21:40.716
13	1	3:27.810	2:37.342	25.139	25.329		24:54.598	13	1	3:18.027	2:24.876	26.582	26.569		24:58.743
14	2	1:37.162	46.905	25.150	25.107		26:31.760	14	2	1:40.772	48.552	26.032	26.188		26:39.515
15	2	1:38.045	47.613	24.849	25.583		28:09.805	15	2	1:40.802	48.363	26.113	26.326		28:20.317
16	2	1:36.953	47.010	24.970	24.973		29:46.758	16	2	1:40.189	48.431	25.669	26.089		30:00.506
17	2	1:36.688	46.545	25.013	25.130		31:23.446	17	2	1:40.420	48.494	25.834	26.092		31:40.926
18	2	1:36.328	46.254	24.705	25.369		32:59.774	18	2	1:39.644	48.245	25.565	25.834		33:20.570
19	2	1:40.603	50.316	25.319	24.968		34:40.377	19	2	1:40.321	48.621	25.797	25.903		35:00.891
20	2	1:36.614	46.390	25.036	25.188		36:16.991	20	2	1:40.263	48.647	25.687	25.929		36:41.154
21	2	1:37.154	46.817	25.472	24.865		37:54.145	21	2	1:40.303	48.638	25.745	25.920		38:21.457
22	2	1:36.909	46.346	25.331	25.232		39:31.054	22	2	1:41.104	48.482	25.933	26.689		40:02.561
23	2	1:37.967	47.196	25.498	25.273		41:09.021	23	2	1:41.203	48.435	25.911	26.857		41:43.764
24	2	1:37.001	46.861	25.062	25.078		42:46.022	24	2	1:41.127	48.935	26.013	26.179		43:24.891
25	2	1:36.842	46.446	25.263	25.133		44:22.864	25	2	1:39.614	48.019	25.388	26.207		45:04.505
26	2	1:37.019	46.465	25.044	25.510		45:59.883	26	2	1:39.771	48.100	25.504	26.167		46:44.276
27	2	1:37.668	46.701	25.365	25.602		47:37.551	27	2	1:39.212	47.718	25.364	26.130		48:23.488
28	2	1:36.920	46.594	25.152	25.174		49:14.471	28	2	1:41.005	48.591	26.210	26.204		50:04.493
29	2	1:37.036	46.638	25.123	25.275		50:51.507	29	2	1:40.720	48.756	25.897	26.067		51:45.213





Montebianco

GT-CET

Carrera 1

Tiempos Por Vuelta



114

Hendrik Van Zoest

PORSCHE 992 GT3 CUP

120

Jon Aizpurua Saenz

LIGIER JS2R

GT Cup

SKUALO COMPETICIÓN

GPX

Miguel Angel Romero

ESCUADERIA LA CORUÑA

Vta	D	Tiempo	Sector 1	Sector 2	Sector 3	T. Spd	Elapsed	Vta	D	Tiempo	Sector 1	Sector 2	Sector 3	T. Spd	Elapsed
1		2:53.008	1:21.968	37.713	53.327		2:53.008	1	2	2:55.337	1:27.885	37.697	49.755		2:55.337
2		1:45.024	52.266	26.032	26.726		4:38.032	2	2	1:49.079	54.143	27.644	27.292		4:44.416
3		1:41.203	49.492	25.830	25.881		6:19.235	3	2	1:46.336	52.032	27.018	27.286		6:30.752
4		1:40.785	48.746		2:06.666		8:00.020	4	2	1:45.291	50.845	27.154	27.292		8:16.043
5		1:40.141	48.281	25.481	26.379		9:40.161	5	2	1:48.326	51.430	28.421	28.475		10:04.369
6		1:40.190	48.331	25.781	26.078		11:20.351	6	2	1:46.612	51.637	27.847	27.128		11:50.981
7		1:40.937	48.883	25.925	26.129		13:01.288	7	2	1:46.585	51.180	28.166	27.239		13:37.566
8		1:40.549	48.228	25.776	26.545		14:41.837	8	2	1:52.690	55.819	28.383	28.488		15:30.256
9		1:40.830	48.474	26.410	25.946		16:22.667	9	2	1:52.072	54.832	28.055	29.185		17:22.328
10		1:40.324	48.403	25.782	26.139		18:02.991	10	2	2:02.330 P	55.917	27.979	38.434		19:24.658
11		1:40.329	48.602		2:06.468		19:43.320	11	1	10:03.310	9:01.218	31.960	30.132		29:27.968
12		1:40.279	48.333	25.965	25.981		21:23.599	12	1	1:53.013	55.280	28.986	28.747		31:20.981
13		1:39.888	48.324	25.692	25.872		23:03.487	13	1	1:53.785	55.182	29.381	29.222		33:14.766
14		1:47.722 P	48.288	25.803	33.631		24:51.209	14	1	1:51.587	53.245	29.508	28.834		35:06.353
15		2:59.429	2:07.416	25.744	26.269		27:50.638	15	1	1:51.879	53.725	29.492	28.662		36:58.232
16		1:40.719	48.546	25.605	26.568		29:31.357	16	1	1:49.545	52.703	28.566	28.276		38:47.777
17		1:40.666	49.132	25.704	25.830		31:12.023	17	1	1:52.267	53.885	28.922	29.460		40:40.044
18		1:39.821	47.946	25.822	26.053		32:51.844	18	1	1:50.911	53.524	28.462	28.925		42:30.955
19		1:39.451	48.157	25.435	25.859		34:31.295	19	1	1:50.735	53.683	28.315	28.737		44:21.690
20		1:39.917	48.600	25.509	25.808		36:11.212	20	1	1:50.880	53.895	28.508	28.477		46:12.570
21		1:57.689	49.475	41.968	26.246		38:08.901	21	1	1:49.618	52.857	28.612	28.149		48:02.188
22		1:39.786	48.222	25.739	25.825		39:48.687	22	1	1:49.333	52.816	28.096	28.421		49:51.521
23		1:40.357	48.115	25.861	26.381		41:29.044	23	1	1:48.343	51.946	27.934	28.463		51:39.864
24		1:40.158	47.922	25.891	26.345		43:09.202								
25		1:39.922	48.208	25.723	25.991		44:49.124								
26		1:40.032	47.941	26.047	26.044		46:29.156								
27		1:39.579	48.099	25.738	25.742		48:08.735								
28		1:41.100	48.315	26.228	26.557		49:49.835								
29		1:40.581	48.396	25.971	26.214		51:30.416								

118

Alvaro Fontes Blanco

FERRARI 488 CH EVO

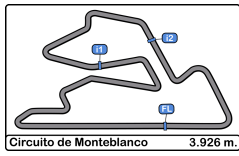
GPX

Pedro M. Silvero Castilla

ESCUADERIA FARAON

Vta	D	Tiempo	Sector 1	Sector 2	Sector 3	T. Spd	Elapsed
1	1	2:53.285	1:22.695	37.612	52.978		2:53.285
2	1	1:44.879	52.590		2:37.857		4:38.164
3	1	1:40.508	48.422	26.048	26.038		6:18.672
4	1	1:40.258	48.183	25.866	26.209		7:58.930
5	1	1:39.555	47.632	25.732	26.191		9:38.485
6	1	1:40.500	48.596	25.725	26.179		11:18.985
7	1	1:39.727	48.047	25.748	25.932		12:58.712
8	1	1:40.595	48.233	25.974	26.388		14:39.307
9	1	1:40.318	48.144	25.911	26.263		16:19.625
10	1	1:39.086	47.723	25.473	25.890		17:58.711
11	1	1:39.726	47.700	25.845	26.181		19:38.437
12	1	1:39.296	47.681	25.623	25.992		21:17.733
13	1	1:40.119	48.011	25.632	26.476		22:57.852
14	1	1:40.392	47.905	26.364	26.123		24:38.244
15	1	1:45.089 P	47.994	26.263	30.832		26:23.333
16	2	3:08.319	2:13.156	27.427	27.736		29:31.652
17	2	1:44.590	50.380	26.990	27.220		31:16.242
18	2	1:42.976	49.288	27.002	26.686		32:59.218
19	2	1:44.828	50.933	27.046	26.849		34:44.046
20	2	1:43.347	49.872	26.780	26.695		36:27.393
21	2	1:43.009	49.452	26.822	26.735		38:10.402
22	2		49.567	26.689			





Montebianco

GT-CET

Carrera 1

Tiempos Por Vuelta



122

Alejandro Barambio Perea

PORSCHE 992 GT3 CUP

133

Ángel Santos Avalle

LIGIER JS2R

GT Cup

Borja Garcia Menendez

GT CORSE

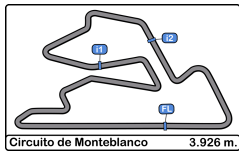
GT4

Mikkel Kristensen Illan

ESCUADERIA LA CORUÑA

Vta	D	Tiempo	Sector 1	Sector 2	Sector 3	T. Spd	Elapsed	Vta	D	Tiempo	Sector 1	Sector 2	Sector 3	T. Spd	Elapsed
1	1	2:52.401	1:17.804	39.302	55.295		2:52.401	1	1	2:54.770	1:26.639	37.702	50.429		2:54.770
2	1	1:42.488	51.496	25.395	25.597		4:34.889	2	1	1:49.025	53.936	27.642	27.447		4:43.795
3	1	1:38.369	47.345	25.433	25.591		6:13.258	3	1	1:46.377	52.147	27.063	27.167		6:30.172
4	1	1:38.313	47.534	25.234	25.545		7:51.571	4	1	1:45.486	50.916	27.122	27.448		8:15.658
5	1	1:38.416	47.519	25.266	25.631		9:29.987	5	1	1:46.249	51.539	27.113	27.597		10:01.907
6	1	1:39.098	47.766	25.735	25.597		11:09.085	6	1	1:44.967	50.938	26.928	27.101		11:46.874
7	1	1:39.418	47.631	25.492	26.295		12:48.503	7	1	1:45.072	51.045	26.954	27.073		13:31.946
8	1	1:40.017	48.051	25.806	26.160		14:28.520	8	1	1:44.944	50.742	26.829	27.373		15:16.890
9	1	1:38.730	47.601	25.463	25.666		16:07.250	9	1	1:45.191	50.925	26.956	27.310		17:02.081
10	1	1:38.200	47.427	25.380	25.393		17:45.450	10	1	1:45.326	51.095	26.726	27.505		18:47.407
11	1	1:39.479	48.079	25.702	25.698		19:24.929	11	1	1:45.064	50.987	26.942	27.135		20:32.471
12	1	1:44.568 P	47.440	25.526	31.602		21:09.497	12	1	1:44.537	50.601	26.908	27.028		22:17.008
13	1	2:58.905	2:08.508	25.113	25.284		24:08.402	13	1	1:45.277	51.132	26.919	27.226		24:02.285
14	2	1:39.009	46.951	25.737	26.321		25:47.411	14	1	1:50.611 P	51.352	26.812	32.447		25:52.896
15	2	1:37.858	47.690	24.935	25.233		27:25.269	15	2	3:20.277	2:24.870	27.765	27.642		29:13.173
16	2	1:37.718	47.390	25.087	25.241		29:02.987	16	2	1:46.022	51.314	27.508	27.200		30:59.195
17	2	1:37.575	47.109	24.866	25.600		30:40.562	17	2	1:46.481	50.885	28.084	27.512		32:45.676
18	2	1:37.377	47.146	24.869	25.362		32:17.939	18	2	1:45.198	50.565	27.456	27.177		34:30.874
19	2	1:37.714	47.199	25.122	25.393		33:55.653	19	2	1:46.391	52.324	26.935	27.132		36:17.265
20	2	1:38.494	47.834	25.168	25.492		35:34.147	20	2	1:51.458	57.047	27.168	27.243		38:08.723
21	2	1:38.318	47.533	25.257	25.528		37:12.465	21	2	1:48.377	51.948	26.988	29.441		39:57.100
22	2	1:38.307	47.339	25.388	25.580		38:50.772	22	2	1:46.130	51.509	27.191	27.430		41:43.230
23	2	1:38.587	48.042	25.103	25.442		40:29.359	23	2	1:45.932	51.241	26.835	27.856		43:29.162
24	2	1:39.193	47.956	25.117	26.120		42:08.552	24	2	1:45.715	51.238	26.978	27.499		45:14.877
25	2	1:40.447	48.298	25.786	26.363		43:48.999	25	2	1:45.003	50.668	26.897	27.438		46:59.880
26	2	1:40.285	48.734	25.608	25.943		45:29.284	26	2	1:44.706	50.877	26.765	27.064		48:44.586
27	2	1:40.879	48.649	25.888	26.342		47:10.163	27	2	1:45.110	50.970	26.769	27.371		50:29.696
28	2	1:42.781	50.145	26.142	26.494		48:52.944	28	2	1:50.626	56.425	26.737	27.464		52:20.322
29	2	1:45.207	50.905	26.981	27.321		50:38.151								





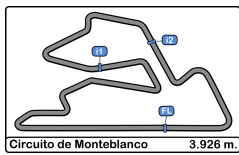
Montebianco
GT-CET
Carrera 1
Tiempos Por Vuelta



135	Leandro Martins	PORSCHÉ 992 GT3 CUP	170	Agustín Sanabria Crespo	KTM GT4
GT Cup	Dieter Svepes	RACAR MOTORSPORT	GT4	ESCUDERIA FARAON	

Vta	D	Tiempo	Sector 1	Sector 2	Sector 3	T. Spd	Elapsed	Vta	D	Tiempo	Sector 1	Sector 2	Sector 3	T. Spd	Elapsed
1	1	2:52.547	1:18.793	38.942	54.812		2:52.547	1	1	2:54.424	1:24.603	37.585	52.236		2:54.424
2	1	1:40.977	49.727	25.610	25.640		4:33.524	2	1	1:49.004	53.770	27.856	27.378		4:43.428
3	1	1:38.629	47.575	25.478	25.576		6:12.153	3	1	1:45.918	51.811	26.920	27.187		6:29.346
4	1	1:38.422	47.419	25.350	25.653		7:50.575	4	1	1:45.871	51.112	27.319	27.440		8:15.217
5	1	1:38.119	47.342	25.167	25.610		9:28.694	5	1	1:47.208	51.375	27.625	28.208		10:02.425
6	1	1:38.329	47.487	25.314	25.528		11:07.023	6	1	1:45.439	51.291	27.000	27.148		11:47.864
7	1	1:38.380	47.183	25.639	25.558		12:45.403	7	1	1:47.173	50.926	28.899	27.348		13:35.037
8	1	1:38.491	47.704	25.481	25.306		14:23.894	8	1	1:46.444	51.638	27.380	27.426		15:21.481
9	1	1:38.040	47.185	25.410	25.445		16:01.934	9	1	1:47.013	51.995	27.847	27.171		17:08.494
10	1	1:38.237	47.450	25.203	25.584		17:40.171	10	1	1:45.660	51.055	27.180	27.425		18:54.154
11	1	1:39.072	47.123	25.851	26.098		19:19.243	11	1	1:45.908	51.037	27.498	27.373		20:40.062
12	1	1:44.304 P	47.509	25.945	30.850		21:03.547	12	1	1:47.879	51.511	28.798	27.570		22:27.941
13	1	3:30.519	2:40.117	25.115	25.287		24:34.066	13	1	1:46.709	51.998	27.332	27.379		24:14.650
14	2	1:38.661	47.111	25.688	25.862		26:12.727	14	2	1:45.747	51.214	26.974	27.559		26:00.397
15	2	1:37.590	46.742	25.097	25.751		27:50.317	15	2	1:52.727 P	51.679	26.898	34.150		27:53.124
16	2	1:37.304	47.005	25.169	25.130		29:27.621	16	2	3:06.480	2:11.946	27.339	27.195		30:59.604
17	2	1:37.471	46.968	25.303	25.200		31:05.092	17	2	1:46.649	50.944	28.225	27.480		32:46.253
18	2	1:38.325	46.768	25.801	25.756		32:43.417	18	2	1:44.119	50.276	26.713	27.130		34:30.372
19	2	1:38.401	47.351	25.053	25.997		34:21.818	19	2	1:46.505	52.345	26.995	27.165		36:16.877
20	2	1:38.042	46.920	25.289	25.833		35:59.860	20	2	1:45.249	50.716	27.414	27.119		38:02.126
21	2	1:38.295	47.517	25.244	25.534		37:38.155	21	2	1:46.061	51.246	26.880	27.935		39:48.187
22	2	1:37.821	47.383	25.030	25.408		39:15.976	22	2	1:46.626	51.016	27.711	27.899		41:34.813
23	2	1:38.050	47.189	25.163	25.698		40:54.026	23	2	1:47.342	51.319	27.472	28.551		43:22.155
24	2	1:38.055	47.111	25.178	25.766		42:32.081	24	2	1:46.700	51.836	27.222	27.642		45:08.855
25	2	1:37.840	47.215	25.150	25.475		44:09.921	25	2	1:46.079	51.138	27.314	27.627		46:54.934
26	2	1:38.147	47.182	25.212	25.753		45:48.068	26	2	1:46.460	50.801	27.602	28.057		48:41.394
27	2	1:37.914	47.192	25.050	25.672		47:25.982	27	2	1:48.055	53.349	27.253	27.453		50:29.449
28	2	1:38.052	47.277	25.201	25.574		49:04.034	28	2	1:49.420	54.818	27.073	27.529		52:18.869
29	2	1:38.339	47.043		2:03.913		50:42.373								





Montebianco

GT-CET

Carrera 1

Tiempos Por Vuelta



181

Jan Schidlof Marek

MCLAREN ARTURA GT4 199

José Barros

PORSCHE 992 GT3 CUP

GT4

Francesc Guitierrez Agüi

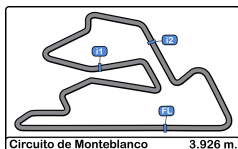
ESCUADERIA BAIX EMPORDÀ

GT Cup

VELOSO MOTORSPORT

Vta	D	Tiempo	Sector 1	Sector 2	Sector 3	T. Spd	Elapsed	Vta	D	Tiempo	Sector 1	Sector 2	Sector 3	T. Spd	Elapsed
1	1	2:54.622	1:25.378	37.902	51.342		2:54.622	1		2:52.584	1:19.810	38.504	54.270		2:52.584
2	1	1:48.587	53.352	27.861	27.374		4:43.209	2		1:46.065	54.133	25.983	25.949		4:38.649
3	1	1:59.302	1:03.595	27.980	27.727		6:42.511	3		1:40.809	49.097	25.827	25.885		6:19.458
4	1	1:46.798	51.381	27.804	27.613		8:29.309	4		1:39.743	47.713	26.050	25.980		7:59.201
5	1	1:46.099	51.166	27.470	27.463		10:15.408	5		1:39.522	48.110	25.411	26.001		9:38.723
6	1	1:46.045	50.545	27.909	27.591		12:01.453	6		1:39.482	47.688	25.460	26.334		11:18.205
7	1	1:45.363	50.467	27.042	27.854		13:46.816	7		1:39.027	47.536	25.690	25.801		12:57.232
8	1	1:46.340	51.334	27.673	27.333		15:33.156	8		1:39.453	48.369	25.368	25.716		14:36.685
9	1	1:46.265	51.254	27.579	27.432		17:19.421	9		1:38.949	47.844	25.403	25.702		16:15.634
10	1	1:45.589	50.593	27.546	27.450		19:05.010	10		1:38.099	47.427	25.082	25.590		17:53.733
11	1	1:45.637	50.708	27.452	27.477		20:50.647	11		1:38.408	47.569	25.178	25.661		19:32.141
12	1	1:45.605	50.707	27.488	27.410		22:36.252	12		1:38.488	47.371	25.393	25.724		21:10.629
13	1	1:50.612 P	50.742	27.421	32.449		24:26.864	13		1:45.459 P	47.497	25.666	32.296		22:56.088
14	2	3:44.050	2:49.229	27.103	27.718		28:10.914	14		3:13.774	2:22.902	25.271	25.601		26:09.862
15	2	1:44.783	50.550	27.062	27.171		29:55.697	15		1:38.015	47.204	25.162	25.649		27:47.877
16	2	1:44.834	50.357	27.123	27.354		31:40.531	16		1:38.390	47.452	25.000	25.938		29:26.267
17	2	1:44.746	50.490	26.963	27.293		33:25.277	17		1:37.738	47.066	25.079	25.593		31:04.005
18	2	1:44.119	50.270	26.934	26.915		35:09.396	18		1:38.922	47.375	25.871	25.676		32:42.927
19	2	1:45.594	50.875	27.262	27.457		36:54.990	19		1:38.039	47.275	25.338	25.426		34:20.966
20	2	1:44.589	50.477	26.894	27.218		38:39.579	20		1:38.293	47.100	25.496	25.697		35:59.259
21	2	1:44.649	50.341	26.986	27.322		40:24.228	21		1:38.660	47.701		2:04.357		37:37.919
22	2	1:44.347	50.335		2:11.669		42:08.575	22		1:37.612	46.964	25.106	25.542		39:15.531
23	2	1:45.359	51.147	26.858	27.354		43:53.934	23		1:37.969	47.209	25.119	25.641		40:53.500
24	2	1:44.714	50.903	26.734	27.077		45:38.648	24		1:38.201	47.234	25.353	25.614		42:31.701
25	2	1:44.267	50.459	26.768	27.040		47:22.915	25		1:37.733	47.179	25.079	25.475		44:09.434
26	2	1:44.770	51.303	26.630	26.837		49:07.685	26		1:38.112	47.345		2:03.587		45:47.546
27	2	1:43.870	50.497	26.398	26.975		50:51.555	27		1:38.062	47.313		3:41.649		47:25.608
								28		1:38.088	47.372	25.216	25.500		49:03.696
								29		1:38.043	47.107		2:03.543		50:41.739





Monteblanco

GT-CET

Carrera 1

Análisis

Num	Tiempo Vta.	Dif 1º
Vta 1		
111	2:52.381	
122	2:52.401	00.020
135	2:52.547	00.166
199	2:52.584	00.203
100	2:52.968	00.587
114	2:53.008	00.627
118	2:53.285	00.904
112	2:53.335	00.954
170	2:54.424	02.043
181	2:54.622	02.241
133	2:54.770	02.389
120	2:55.337	02.956
6	2:55.412	03.031
36	2:56.221	03.840
66	2:57.173	04.792
9	2:57.390	05.009
18	2:58.294	05.913

Num	Tiempo Vta.	Dif 1º
Vta 2		
135	1:40.977	
100	1:41.648	01.092
122	1:42.488	01.365
111	1:44.655	03.512
114	1:45.024	04.508
118	1:44.879	04.640
199	1:46.065	05.125
112	1:47.038	06.849
181	1:48.587	09.685
170	1:49.004	09.904
133	1:49.025	10.271
120	1:49.079	10.892
6	1:51.275	13.163
36	1:54.616	17.313
66	1:56.987	20.636
9	1:58.757	22.623
18	1:59.036	23.806

Num	Tiempo Vta.	Dif 1º
Vta 3		
135	1:38.629	
122	1:38.369	01.105
100	1:40.396	02.859
111	1:40.745	05.628
118	1:40.508	06.519
114	1:41.203	07.082
199	1:40.809	07.305
112	1:42.904	11.124
170	1:45.918	17.193
133	1:46.377	18.019
120	1:46.336	18.599
6	1:47.895	22.429
181	1:59.302	30.358
36	1:56.789	35.473
66	1:55.896	37.903
9	1:58.420	42.414
18	1:58.342	43.519

Num	Tiempo Vta.	Dif 1º
Vta 4		
135	1:38.422	
122	1:38.313	00.996
100	1:39.625	04.062
111	1:40.377	07.583
118	1:40.258	08.355
199	1:39.743	08.626
114	1:40.785	09.445
112	1:42.278	14.980
170	1:45.871	24.642
133	1:45.486	25.083
120	1:45.291	25.468
6	1:47.643	31.650
181	1:46.798	38.734
36	1:53.723	50.774
66	1:55.479	54.960
9	1:58.276	1:02.268
18	1:58.245	1:03.342

Num	Tiempo Vta.	Dif 1º
Vta 5		
135	1:38.119	
122	1:38.416	01.293
100	1:39.550	05.493
111	1:39.614	09.078
118	1:39.555	09.791
199	1:39.522	10.029
114	1:40.141	11.467
112	1:41.661	18.522
133	1:46.249	33.213
170	1:47.208	33.731
120	1:48.326	35.675
6	1:47.227	40.758
181	1:46.099	46.714
36	1:53.689	1:06.344
66	1:55.544	1:12.385
9	1:58.906	1:23.055
18	1:58.420	1:23.643

Num	Tiempo Vta.	Dif 1º
Vta 6		
135	1:38.329	
122	1:39.098	02.062
100	1:39.833	06.997
111	1:39.916	10.665
118	1:39.482	11.182
114	1:40.500	11.962
199	1:40.190	13.328
112	1:41.327	21.520
133	1:44.967	39.851
170	1:45.439	40.841
120	1:46.612	43.958
6	1:47.716	50.145
181	1:46.045	54.430
36	1:57.685	1:25.700
66	1:55.420	1:29.476

Num	Tiempo Vta.	Dif 1º
Vta 7		
135	1:38.380	
122	1:39.418	03.100
9	1:59.220	1 Lap
18	1:59.922	1 Lap
100	1:39.189	07.806
199	1:39.027	11.829
111	1:40.202	12.487
118	1:39.727	13.309
114	1:40.937	15.885
112	1:40.760	23.900
133	1:45.072	46.543
170	1:47.173	49.634
120	1:46.585	52.163
181	1:45.363	1:01.413
6	1:50.639	1:02.404

Num	Tiempo Vta.	Dif 1º
Vta 8		
135	1:38.491	
122	1:40.017	04.626
36	1:58.739	1 Lap
100	1:39.414	08.729
66	1:56.589	1 Lap
199	1:39.453	12.791
111	1:40.903	14.899
118	1:40.595	15.413
114	1:40.549	17.943
112	1:41.194	26.603
9	2:00.259	1 Lap
18	2:01.674	1 Lap
133	1:44.944	52.996
170	1:46.444	57.587
120	1:52.690	1:06.362
181	1:46.340	1:09.262
6	1:47.684	1:11.597

Num	Tiempo Vta.	Dif 1º
Vta 9		
135	1:38.040	
122	1:38.730	05.316
100	1:39.160	09.849
199	1:38.949	13.700
118	1:40.318	17.691
111	1:41.781	18.640
114	1:40.830	20.733
36	1:56.934	1 Lap
66	1:55.918	1 Lap
112	1:41.097	29.660
9	1:57.405	1 Lap
18	1:56.960	1 Lap
133	1:45.191	1:00.147
170	1:47.013	1:06.560
181	1:46.265	1:17.487
120	1:52.072	1:20.394
6	1:48.117	1:21.674

Num	Tiempo Vta.	Dif 1º
Vta 10		
135	1:38.237	
122	1:38.200	05.279
100	1:39.627	11.239
199	1:38.099	13.562
118	1:39.086	18.540
111	1:40.196	20.599
114	1:40.324	22.820
112	1:42.133	33.556
66	1:55.609	1 Lap
36	1:59.912	1 Lap
9	1:57.609	1 Lap
133	1:45.326	1:07.236
18	1:57.024	1 Lap
170	1:45.660	1:13.983
181	1:45.589	1:24.839
6	1:50.355	1:33.792

Num	Tiempo Vta.	Dif 1º
Vta 11		
135	1:39.072	
120	2:02.330	1 Lap
122	1:39.479	05.686
199	1:38.408	12.898
100	1:44.338	16.505
118	1:39.726	19.194
111	1:41.104	22.631
114	1:40.329	24.077
112	1:40.969	35.453
66	1:55.211	1 Lap
133	1:45.064	1:13.228
36	2:05.541	1 Lap
170	1:45.908	1:20.819
18	2:00.140	1 Lap
181	1:45.637	1:31.404
9	2:07.141	1 Lap
6	1:49.131	1:43.851

Num	Tiempo Vta.	Dif 1º
Vta 12		
135	1:44.304	
122	1:44.568	05.950
199	1:38.488	07.082
118	1:39.296	14.186
114	1:40.279	20.052
111	1:44.914	23.241
112	1:46.020	37.169
133	1:44.537	1:13.461
66	1:58.951	1 Lap
170	1:47.879	1:24.394
181	1:45.605	1:32.705
18	1:59.493	1 Lap
6	1:49.133	1:48.680

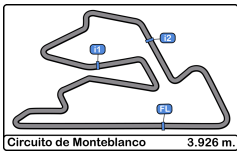
Num	Tiempo Vta.	Dif 1º
Vta 13		
199	1:45.459	
118	1:40.119	01.764
100	3:24.935	1 Lap

Num	Tiempo Vta.	Dif 1º
Vta 14		
118	1:40.392	
100	1:39.305	1 Lap
6	1:49.873	1 Lap
114	1:47.722	12.965
18	2:06.320	2 Laps
111	3:27.810	1 Lap
112	3:18.027	1 Lap
122	1:39.009	1:09.167
133	1:50.611	1:14.652
170	1:45.747	1:22.153
66	3:49.806	2 Laps
199	3:13.774	1:31.618
135	1:38.661	1:34.483
9	1:56.842	2 Laps
100	1:39.424	1:41.168

Num	Tiempo Vta.	Dif 1º
Vta 15		
118	1:45.089	
36	1:57.723	3 Laps
111	1:37.162	1 Lap
6	1:57.244	1 Lap
112	1:40.772	1 Lap
122	1:37.858	1:01.936
199	1:38.015	1:24.544
135	1:37.590	1:26.984
114	2:59.429	1:27.305
170	1:52.727	1:29.791
100	1:38.650	1:34.729
66	1:56.122	2 Laps
111	1:38.045	1:46.472
181	3:44.050	1 Lap
9	1:56.824	2 Laps
36	1:55.438	2 Laps
112	1:40.802	1:56.984
18	3:31.646	2 Laps

Num	Tiempo Vta.	Dif 1º
Vta 16		
122	1:37.718	
133	3:20.277	1 Lap
199	1:38.390	23.280
135	1:37.304	24.634
120	10:03.310	5 Laps
114	1:40.719	28.370
118	3:08.319	28.665
100	1:38.141	33.216
111	1:36.953	43.771





Monteblanco

GT-CET

Carrera 1

Análisis



Num	Tiempo Vta.	Dif 1°
181	1:44.783	1 Lap
66	1:55.572	2 Laps
112	1:40.189	57.519
9	1:56.898	2 Laps
36	1:55.413	2 Laps
18	1:55.439	2 Laps

Num	Tiempo Vta.	Dif 1°
-----	-------------	--------

Vta 17

122	1:37.575	
6	4:04.563	2 Laps
133	1:46.022	1 Lap
170	3:06.480	1 Lap
199	1:37.738	23.443
135	1:37.471	24.530
114	1:40.666	31.461
100	1:39.394	35.035
118	1:44.590	35.680
120	1:53.013	5 Laps
111	1:36.688	42.884
181	1:44.834	1 Lap
112	1:40.420	1:00.364
66	1:55.333	2 Laps
9	1:56.711	2 Laps
36	1:55.894	2 Laps
18	1:55.000	2 Laps

Num	Tiempo Vta.	Dif 1°
-----	-------------	--------

Vta 18

122	1:37.377	
6	1:51.685	2 Laps
199	1:38.922	24.988
135	1:38.325	25.478
133	1:46.481	1 Lap
170	1:46.649	1 Lap
114	1:39.821	33.905
100	1:38.158	35.816
118	1:42.976	41.279
111	1:36.328	41.835
120	1:53.785	5 Laps
112	1:39.644	1:02.631
181	1:44.746	1 Lap
66	1:55.130	2 Laps

Num	Tiempo Vta.	Dif 1°
-----	-------------	--------

Vta 19

122	1:37.714	
9	1:56.959	3 Laps
36	1:55.732	3 Laps
18	1:55.396	3 Laps
199	1:38.039	25.313
135	1:38.401	26.165
6	1:52.873	2 Laps
170	1:44.119	1 Lap
133	1:45.198	1 Lap
114	1:39.451	35.642
100	1:38.175	36.277
111	1:40.603	44.724
118	1:44.828	48.393

Num	Tiempo Vta.	Dif 1°
112	1:40.321	1:05.238
120	1:51.587	5 Laps
181	1:44.119	1 Lap

Num	Tiempo Vta.	Dif 1°
-----	-------------	--------

Vta 20

122	1:38.494	
66	1:56.186	3 Laps
199	1:38.293	25.112
135	1:38.042	25.713
9	1:57.326	3 Laps
18	1:55.488	3 Laps
36	2:00.359	3 Laps
114	1:39.917	37.065
100	1:39.851	37.634
170	1:46.505	1 Lap
111	1:36.614	42.844
133	1:46.391	1 Lap
6	1:54.458	2 Laps
118	1:43.347	53.246
112	1:40.263	1:07.007
181	1:45.594	1 Lap
120	1:51.879	5 Laps

Num	Tiempo Vta.	Dif 1°
-----	-------------	--------

Vta 21

122	1:38.318	
199	1:38.660	25.454
135	1:38.295	25.690
66	1:55.333	3 Laps
100	1:39.948	39.264
111	1:37.154	41.680
9	1:57.229	3 Laps
18	1:54.922	3 Laps
170	1:45.249	1 Lap
36	2:00.763	3 Laps
133	1:51.458	1 Lap
114	1:57.689	56.436
118	1:43.009	57.937
6	1:52.661	2 Laps
112	1:40.303	1:08.992
181	1:44.589	1 Lap
120	1:49.545	5 Laps

Num	Tiempo Vta.	Dif 1°
-----	-------------	--------

Vta 22

122	1:38.307	
199	1:37.612	24.759
135	1:37.821	25.204
100	1:38.451	39.408
111	1:36.909	40.282
66	1:56.689	3 Laps
170	1:46.061	1 Lap
114	1:39.786	57.915
133	1:48.377	1 Lap
18	1:58.725	3 Laps
112	1:41.104	1:11.789
9	2:06.413	3 Laps
36	2:00.062	3 Laps

Num	Tiempo Vta.	Dif 1°
6	1:52.933	2 Laps
181	1:44.649	1 Lap

Num	Tiempo Vta.	Dif 1°
-----	-------------	--------

Vta 23

122	1:38.587	
120	1:52.267	6 Laps
199	1:37.969	24.141
135	1:38.050	24.667
111	1:37.967	39.662
100	1:38.844	39.665
114	1:40.357	59.685
170	1:46.626	1 Lap
66	1:55.998	3 Laps
133	1:46.130	1 Lap
112	1:41.203	1:14.405
18	1:55.071	3 Laps
6	1:51.901	2 Laps
36	1:57.429	3 Laps

Num	Tiempo Vta.	Dif 1°
-----	-------------	--------

Vta 24

122	1:39.193	
181	1:44.347	2 Laps
120	1:50.911	6 Laps
199	1:38.201	23.149
135	1:38.055	23.529
111	1:37.001	37.470
100	1:38.905	39.377
114	1:40.158	1:00.650
170	1:47.342	1 Lap
112	1:41.127	1:16.339
133	1:45.932	1 Lap
66	1:56.533	3 Laps

Num	Tiempo Vta.	Dif 1°
-----	-------------	--------

Vta 25

122	1:40.447	
18	1:55.288	4 Laps
6	1:51.953	3 Laps
181	1:45.359	2 Laps
36	2:00.610	4 Laps
199	1:37.733	20.435
135	1:37.840	20.922
120	1:50.735	6 Laps
111	1:36.842	33.865
100	1:38.259	37.189
114	1:39.922	1:00.125
112	1:39.614	1:15.506
170	1:46.700	1 Lap
133	1:45.715	1 Lap
66	1:55.617	3 Laps

Num	Tiempo Vta.	Dif 1°
-----	-------------	--------

Vta 26

122	1:40.285	
181	1:44.714	2 Laps
6	1:51.621	3 Laps
18	1:55.720	4 Laps
199	1:38.112	18.262

Num	Tiempo Vta.	Dif 1°
135	1:38.147	18.784
9	5:52.534	6 Laps
111	1:37.019	30.599
100	1:38.849	35.753

Num	Tiempo Vta.	Dif 1°
-----	-------------	--------

36	1:59.011	4 Laps
120	1:50.880	6 Laps
114	1:40.032	59.872
112	1:39.771	1:14.992
170	1:46.079	1 Lap
133	1:45.003	1 Lap

Num	Tiempo Vta.	Dif 1°
-----	-------------	--------

Vta 27

122	1:40.879	
181	1:44.267	2 Laps
66	1:56.148	4 Laps
199	1:38.062	15.445
135	1:37.914	15.819
6	1:51.890	3 Laps
111	1:37.668	27.388
18	1:54.899	4 Laps
100	1:39.313	34.187
9	2:02.771	6 Laps
36	1:55.607	4 Laps
120	1:49.618	6 Laps
114	1:39.579	58.572
112	1:39.212	1:13.325
170	1:46.460	1 Lap
133	1:44.706	1 Lap

Num	Tiempo Vta.	Dif 1°
-----	-------------	--------

Vta 28

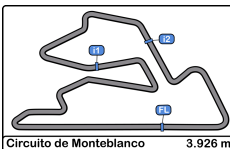
122	1:42.781	
199	1:38.088	10.752
135	1:38.052	11.090
181	1:44.770	2 Laps
111	1:36.920	21.527
66	1:55.854	4 Laps
100	1:39.497	30.903
6	1:50.801	3 Laps
18	1:55.452	4 Laps
114	1:41.100	56.891
120	1:49.333	6 Laps
36	1:57.901	4 Laps
9	2:03.457	6 Laps
112	1:41.005	1:11.549
170	1:48.055	1 Lap
133	1:45.110	1 Lap

Num	Tiempo Vta.	Dif 1°
-----	-------------	--------

Vta 29

122	1:45.207	
199	1:38.043	03.588
135	1:38.339	04.222
111	1:37.036	13.356
181	1:43.870	2 Laps
100	1:39.889	25.585
66	1:56.846	4 Laps
6	1:50.496	3 Laps



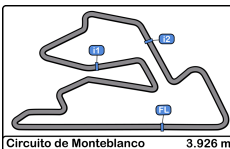


Monteblanco
GT-CET
Carrera 1
Mejores Sectores



Sector - 1			Sector - 2			Sector - 3			Vta. Ideal vs Vta. Mejor		
Clas	Nº Piloto	Tiempo	Nº Piloto	Tiempo	Nº Piloto	Tiempo	Clas	Nº Piloto	Vta. Ideal	Vta. Mejor	Clas
1	111 Yeregui - Carretero	46.254	111 Yeregui - Carretero	24.705	111 Yeregui - Carretero	24.865	1	111 Yeregui - Carretero	1:35.824	1:36.328	1
2	135 Martins - Svepes	46.742	122 Barambio - Garcia	24.866	135 Martins - Svepes	25.130	2	135 Martins - Svepes	1:36.902	1:37.304	2
3	122 Barambio - Garcia	46.951	199 José Barros	25.000	122 Barambio - Garcia	25.233	3	122 Barambio - Garcia	1:37.050	1:37.377	3
4	199 José Barros	46.964	135 Martins - Svepes	25.030	199 José Barros	25.426	4	199 José Barros	1:37.390	1:37.612	4
5	100 Bras - Gonzalez	47.269	100 Bras - Gonzalez	25.187	100 Bras - Gonzalez	25.444	5	100 Bras - Gonzalez	1:37.900	1:38.141	5
6	118 Fontes - Silvero	47.632	112 Lourinho - Gomez	25.364	114 Hendrik Van Zoest	25.742	6	112 Lourinho - Gomez	1:38.916	1:39.212	7
7	112 Lourinho - Gomez	47.718	114 Hendrik Van Zoest	25.435	112 Lourinho - Gomez	25.834	7	118 Fontes - Silvero	1:38.995	1:39.086	6
8	114 Hendrik Van Zoest	47.922	118 Fontes - Silvero	25.473	118 Fontes - Silvero	25.890	8	114 Hendrik Van Zoest	1:39.099	1:39.451	8
9	181 Schidlof - Guitierrez	50.270	181 Schidlof - Guitierrez	26.398	181 Schidlof - Guitierrez	26.837	9	181 Schidlof - Guitierrez	1:43.505	1:43.870	9
10	170 Agustin Sanabria Crespo	50.276	170 Agustin Sanabria Crespo	26.713	133 Santos - Kristensen	27.028	10	170 Agustin Sanabria Crespo	1:44.108	1:44.119	10
11	133 Santos - Kristensen	50.565	133 Santos - Kristensen	26.726	170 Agustin Sanabria Crespo	27.119	11	133 Santos - Kristensen	1:44.319	1:44.537	11
12	120 Aizpurua - Romero	50.845	120 Aizpurua - Romero	27.018	120 Aizpurua - Romero	27.128	12	120 Aizpurua - Romero	1:44.991	1:45.291	12
13	6 Cañizares - Menkes	51.994	6 Cañizares - Menkes	27.571	6 Cañizares - Menkes	27.577	13	6 Cañizares - Menkes	1:47.142	1:47.227	13
14	36 Alvarez - Santos	55.104	36 Alvarez - Santos	29.218	36 Alvarez - Santos	28.860	14	36 Alvarez - Santos	1:53.182	1:53.689	14
15	18 Lopez - Rodriguez	55.528	18 Lopez - Rodriguez	29.405	66 Laurent Puitgmal	29.604	15	66 Laurent Puitgmal	1:54.595	1:55.130	16
16	66 Laurent Puitgmal	55.563	66 Laurent Puitgmal	29.428	18 Lopez - Rodriguez	29.695	16	18 Lopez - Rodriguez	1:54.628	1:54.899	15
17	9 Albors - Lopez	56.299	9 Albors - Lopez	30.054	9 Albors - Lopez	30.018	17	9 Albors - Lopez	1:56.371	1:56.711	17





Monteblanco

GT-CET

Carrera 1

Secuencia Líder

GT-CET
CAMPEONATO DE ESPAÑA

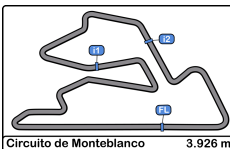
Nº	Equipo/Concursante	Piloto 1	Piloto 2	Vehículo	Cat	Vta. Inicio	Vta. Fin	Vtas.	Total Vtas.
111	CD DAGO	<u>Pablo Yeregui Ybarra</u>	Daniel Carretero Ortega	AUDI R8	GPX	1	1	1	1
135	RACAR MOTORSPORT	<u>Leandro Martins</u>	Dieter Svepes	PORSCHE 992 GT3 CUP	GT Cup	2	12	11	11
199	VELOSO MOTORSPORT	José Barros		PORSCHE 992 GT3 CUP	GT Cup	13	13	1	1
118	ESCUADERIA FARAON	<u>Alvaro Fontes Blanco</u>	Pedro M. Silvero Castilla	FERRARI 488 CH EVO	GPX	14	15	2	2
122	GT CORSE	<u>Alejandro Barambio Perea</u>	Borja Garcia Menendez	PORSCHE 992 GT3 CUP	GT Cup	16	29	14	14

V-LINE DRG.

CRONO COCA

PIRELLI





Monteblanco

GT-CET

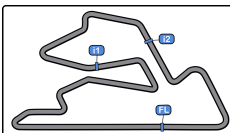
Carrera 1

5 Mejores Tiempos

GT-CET
CAMPEONATO DE ESPAÑA

Cl	Nº	Equipo/Concursante	Piloto 1	Piloto 2	Vehiculo	Cat	Cl	Mejor 1		Mejor 2		Mejor 3		Mejor 4		Mejor 5	
								Tiempo	Vta	Tiempo	Vta	Tiempo	Vta	Tiempo	Vta	Tiempo	Vta
1	111	CD DAGO	Pablo Yeregui Ybarra	Daniel Carretero Ortega	AUDI R8	GPX	1	1:36.328	18	1:36.614	20	1:36.688	17	1:36.842	25	1:36.909	22
2	135	RACAR MOTORSPORT	Leandro Martins	Dieter Svepes	PORSCHE 992 GT3 CUP	GT Cup	1	1:37.304	16	1:37.471	17	1:37.590	15	1:37.821	22	1:37.840	25
3	122	GT CORSE	Alejandro Barambio Perea	Borja Garcia Menendez	PORSCHE 992 GT3 CUP	GT Cup	2	1:37.377	18	1:37.575	17	1:37.714	19	1:37.718	16	1:37.858	15
4	199	VELOSO MOTORSPORT	José Barros		PORSCHE 992 GT3 CUP	GT Cup	3	1:37.612	22	1:37.733	25	1:37.738	17	1:37.969	23	1:38.015	15
5	100	ESCUADERIA FARAON	Pablo V. Bras Silvero	Fernando Gonzalez Gonzalez	PORSCHE 992 GT3 CUP	GT Cup	4	1:38.141	16	1:38.158	18	1:38.175	19	1:38.259	25	1:38.451	22
6	118	ESCUADERIA FARAON	Alvaro Fontes Blanco	Pedro M. Silvero Castilla	FERRARI 488 CH EVO	GPX	2	1:39.086	10	1:39.296	12	1:39.555	5	1:39.726	11	1:39.727	7
7	112	ESCUADERIA FARAON	Pedro M. Lourinho Bras	Miguel Gomez Guillen	PORSCHE 992 GT3 CUP	GT Cup	5	1:39.212	27	1:39.614	25	1:39.644	18	1:39.771	26	1:40.189	16
8	114	SKUALO COMPETICIÓN	Hendrik Van Zoest	JF	PORSCHE 992 GT3 CUP	GT Cup	6	1:39.451	19	1:39.579	27	1:39.786	22	1:39.821	18	1:39.888	13
9	181	ESCUADERIA BAIX EMPORDÀ	Jan Schidlof Marek	JF Francesc Guitierrez Agüi	MCLAREN ARTURA GT4	GT4	1	1:43.870	27	1:44.119	18	1:44.267	25	1:44.347	22	1:44.589	20
10	170	ESCUADERIA FARAON	Agustin Sanabria Crespo		KTM GT4	GT4	2	1:44.119	18	1:45.249	20	1:45.439	6	1:45.660	10	1:45.747	14
11	133	ESCUADERIA LA CORUÑA	Ángel Santos Avalor	Mikkel Kristensen Illan	LIGIER JS2R	GT4	3	1:44.537	12	1:44.706	26	1:44.944	8	1:44.967	6	1:45.003	25
12	120	ESCUADERIA LA CORUÑA	Jon Aizpurua Saenz	JF Miguel Angel Romero	LIGIER JS2R	GPX	3	1:45.291	4	1:46.336	3	1:46.585	7	1:46.612	6	1:48.326	5
13	6	RX PRO RACING	Manuel Cañizares Tortosa	JR Marcos Menkes Campelo	JR PEUGEOT 308 RACING CUP	D1	1	1:47.227	5	1:47.643	4	1:47.684	8	1:47.716	6	1:47.895	3
14	36	UCAV RACING	Carlos Alvarez Sindin	JF José Santos Pérez	SEAT LEON SUPERCOPA MK2	D1	2	1:53.689	5	1:53.723	4	1:54.616	2	1:55.413	14	1:55.438	13
15	18	C.D.PLEMAR SPORT	Jose Luis Lopez Valdivielso	JF Alvaro Rodriguez Sastre	RENAULT CLIO CUP IV	D3	1	1:54.899	23	1:54.922	18	1:55.000	15	1:55.071	20	1:55.113	25
16	66	MOTOR CLUB SABADELL	Laurent Puitgmal		RENAULT CLIO CUP IV	D3	2	1:55.130	16	1:55.211	10	1:55.333	15	1:55.333	18	1:55.420	6
17	9	BALBOR MOTORSPORT C.A.	Jose Luis Albors Aleixandre	JF German Lopez Balboa	RENAULT CLIO CUP IV	D3	3	1:56.711	15	1:56.824	13	1:56.842	12	1:56.898	14	1:56.959	16





Monteblanco

GT-CET

Carrera 1

Secuencia Vueltas Rápidas

Circuito de Monteblanco 3.926 m.

GT-CET
CAMPEONATO DE ESPAÑA

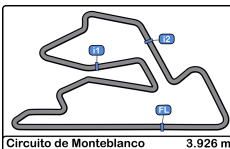
Vta	Hora Día	Tiempo Sesión	Nº	Equipo/Concursante	Piloto 1	Piloto 2	Vehículo	Cat	Tiempo	Km/h
2	12:20:51.573	4:33.573	135	RACAR MOTORSPORT	<u>Leandro Martins</u>	Dieter Svepes	PORSCHE 992 GT3 CUP	GT Cup	1:40.977	139.9
3	12:22:30.202	6:12.202	135	RACAR MOTORSPORT	<u>Leandro Martins</u>	Dieter Svepes	PORSCHE 992 GT3 CUP	GT Cup	1:38.629	143.3
3	12:22:31.307	6:13.307	122	GT CORSE	<u>Alejandro Barambio Perea</u>	Borja Garcia Menendez	PORSCHE 992 GT3 CUP	GT Cup	1:38.369	143.6
4	12:24:09.620	7:51.620	122	GT CORSE	<u>Alejandro Barambio Perea</u>	Borja Garcia Menendez	PORSCHE 992 GT3 CUP	GT Cup	1:38.313	143.7
5	12:25:46.743	9:28.743	135	RACAR MOTORSPORT	<u>Leandro Martins</u>	Dieter Svepes	PORSCHE 992 GT3 CUP	GT Cup	1:38.119	144.0
9	12:32:19.983	16:01.983	135	RACAR MOTORSPORT	<u>Leandro Martins</u>	Dieter Svepes	PORSCHE 992 GT3 CUP	GT Cup	1:38.040	144.1
14	12:42:49.809	26:31.809	111	CD DAGO	<u>Pablo Yeregui Ybarra</u>	Daniel Carretero Ortega	AUDI R8	GPX	1:37.162	145.4
16	12:46:04.807	29:46.807	111	CD DAGO	<u>Pablo Yeregui Ybarra</u>	Daniel Carretero Ortega	AUDI R8	GPX	1:36.953	145.7
17	12:47:41.494	31:23.494	111	CD DAGO	<u>Pablo Yeregui Ybarra</u>	Daniel Carretero Ortega	AUDI R8	GPX	1:36.688	146.1
18	12:49:17.823	32:59.823	111	CD DAGO	<u>Pablo Yeregui Ybarra</u>	Daniel Carretero Ortega	AUDI R8	GPX	1:36.328	146.7

V-LINE DRG.

CRONO COCA

PIRELLI





Monteblanco

GT-CET

Carrera 1

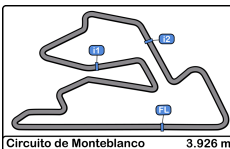
Cuentavueltas

GT-CET
CAMPEONATO DE ESPAÑA

VTA

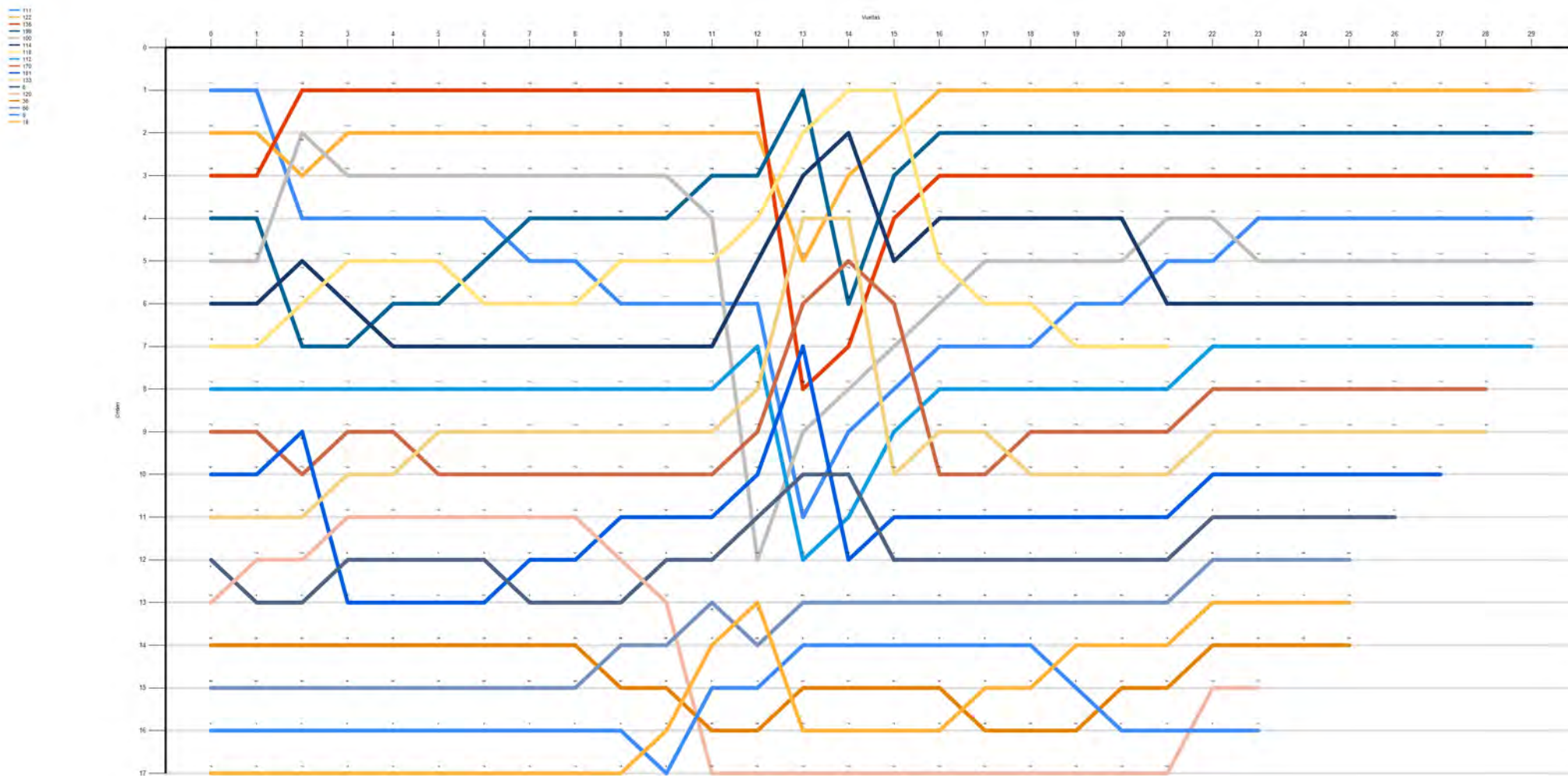
Nr	Po	Grid	1	2	3	4	5	6	7	8	9	10	11	12	13	14	15	16	17	18	19	20	21	22	23	24	25	26	27	28	29
111	1	111	111	135	135	135	135	135	135	135	135	135	135	135	199	118	118	122	122	122	122	122	122	122	122	122	122	122	122	122	122
122	2	122	122	100	122	122	122	122	122	122	122	122	122	122	118	114	122	199	199	199	199	199	199	199	199	199	199	199	199	199	199
135	3	135	135	122	100	100	100	100	100	100	100	100	199	199	114	122	199	135	135	135	135	135	135	135	135	135	135	135	135	135	135
199	4	199	199	111	111	111	111	111	199	199	199	199	100	118	133	133	135	114	114	114	114	114	100	100	111	111	111	111	111	111	111
100	5	100	100	114	118	118	118	199	111	111	118	118	118	114	122	170	114	118	100	100	100	100	111	111	100	100	100	100	100	100	100
114	6	114	114	118	114	199	199	118	118	118	111	111	111	111	170	199	170	100	118	118	111	111	114	114	114	114	114	114	114	114	114
118	7	118	118	199	199	114	114	114	114	114	114	114	114	112	181	135	100	111	111	111	118	118	118	112	112	112	112	112	112	112	112
112	8	112	112	112	112	112	112	112	112	112	112	112	112	133	135	100	111	112	112	112	112	112	112	112	170	170	170	170	170	170	170
170	9	170	170	181	170	170	133	133	133	133	133	133	133	170	100	111	112	133	133	170	170	170	170	133	133	133	133	133	133	133	133
181	10	181	181	170	133	133	170	170	170	170	170	170	170	181	6	6	133	170	170	133	133	133	133	181	181	181	181	181	181	181	181
133	11	133	133	133	120	120	120	120	120	120	181	181	181	6	111	112	181	181	181	181	181	181	181	6	6	6	6	6	6	6	6
6	12	6	120	120	6	6	6	6	181	181	120	6	6	100	112	181	6	6	6	6	6	6	6	66	66	66	66				
120	13	120	6	6	181	181	181	181	6	6	6	120	66	18	66	66	66	66	66	66	66	66	66	66	18	18	18	18			
36	14	36	36	36	36	36	36	36	36	36	66	66	18	66	9	9	9	9	9	9	18	18	18	36	36	36	36				
66	15	66	66	66	66	66	66	66	66	66	36	36	9	9	36	36	36	36	18	18	9	36	36	120	120						
9	16	9	9	9	9	9	9	9	9	9	18	36	36	18	18	18	18	18	36	36	36	9	9	9	9						
18	17	18	18	18	18	18	18	18	18	18	9	120	120	120	120	120	120	120	120	120	120	120	120	120	120						

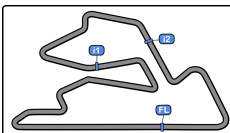




Monteblanco
GT-CET
Carrera 1
Cuentavueltas Gráfico

GT-CET
CAMPEONATO DE ESPAÑA





Monteblanco

GT-CET

Carrera 1

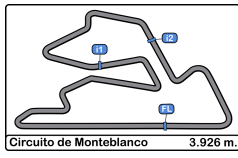
Tiempos Parada en Pit

Circuito de Monteblanco 3.926 m.

GT-CET
CAMPEONATO DE ESPAÑA

Ord	Nr.	In Day Time	Equipo/Concursante	Piloto 1	Piloto 2	Vehiculo	Cat	Tiempo Entrada	Parada N°	Tiempo Box	Handicap	Diff.
1	120	12:35:40.189	ESCUADERIA LA CORUÑA	Jon Aizpurua Saenz	JF	Miguel Angel Romero	LIGIER JS2R	GPX	19:22.140	1	8:05.280	1:40
2	100	12:35:51.442	ESCUADERIA FARAON	Pablo V. Bras Silvero	JF	Fernando Gonzalez Gonzalez	PORSCHE 992 GT3 CUP	GT Cu	19:33.393	1	1:47.671	1:45
3	36	12:36:49.036	UCAV RACING	Carlos Alvarez Sindin	JF	José Santos Pérez	SEAT LEON SUPERCOPA MK2	D1	20:30.987	1	1:56.641	1:55
4	9	12:37:09.215	BALBOR MOTORSPORT C.A.	Jose Luis Albors Aleixandre	JF	German Lopez Balboa	RENAULT CLIO CUP IV	D3	20:51.167	1	1:31.941	1:30
5	135	12:37:18.888	RACAR MOTORSPORT	Leandro Martins	JF	Dieter Svepes	PORSCHE 992 GT3 CUP	GT Cu	21:00.839	1	1:55.698	1:55
6	122	12:37:25.252	GT CORSE	Alejandro Barambio Perea	JF	Borja Garcia Menendez	PORSCHE 992 GT3 CUP	GT Cu	21:07.203	1	1:21.740	1:20
7	111	12:37:42.548	CD DAGO	Pablo Yeregui Ybarra	JF	Daniel Carretero Ortega	AUDI R8	GPX	21:24.499	1	1:52.737	1:50
8	112	12:37:56.435	ESCUADERIA FARAON	Pedro M. Lourinho Bras	JF	Miguel Gomez Guillen	PORSCHE 992 GT3 CUP	GT Cu	21:38.386	1	1:36.442	1:20
9	66	12:38:34.610	MOTOR CLUB SABADELL	Laurent Puitgmal	JF		RENAULT CLIO CUP IV	D3	22:16.561	1	1:55.382	1:55
10	199	12:39:11.782	VELOSO MOTORSPORT	José Barros	JF		PORSCHE 992 GT3 CUP	GT Cu	22:53.733	1	1:36.722	1:35
11	181	12:40:42.597	ESCUADERIA BAIX EMPORDÀ	Jan Schidlof Marek	JF	Francesc Guitierrez Agüi	MCLAREN ARTURA GT4	GT4	24:24.548	1	1:56.959	1:55
12	114	12:41:06.636	SKUALO COMPETICIÓN	Hendrik Van Zoest	JF		PORSCHE 992 GT3 CUP	GT Cu	24:48.587	1	1:22.833	1:20
13	18	12:41:09.576	C.D.PLEMAR SPORT	Jose Luis Lopez Valdivielso	JF	Alvaro Rodriguez Sastre	RENAULT CLIO CUP IV	D3	24:51.527	1	1:37.968	1:35
14	133	12:42:08.577	ESCUADERIA LA CORUÑA	Ángel Santos Avasle	JF	Mikkel Kristensen Illan	LIGIER JS2R	GT4	25:50.528	1	1:32.652	1:30
15	118	12:42:39.423	ESCUADERIA FARAON	Alvaro Fontes Blanco	JF	Pedro M. Silvero Castilla	FERRARI 488 CH EVO	GPX	26:21.374	1	1:23.330	1:20
16	6	12:42:55.129	RX PRO RACING	Manuel Cañizares Tortosa	JR	Marcos Menkes Campelo	PEUGEOT 308 RACING CUP	D1	26:37.080	1	2:12.502	1:55
17	170	12:44:08.699	ESCUADERIA FARAON	Agustin Sanabria Crespo	JF		KTM GT4	GT4	27:50.650	1	1:23.978	1:20
18	9	12:56:21.264	BALBOR MOTORSPORT C.A.	Jose Luis Albors Aleixandre	JF	German Lopez Balboa	RENAULT CLIO CUP IV	D3	40:03.215	2	3:51.726	1:30

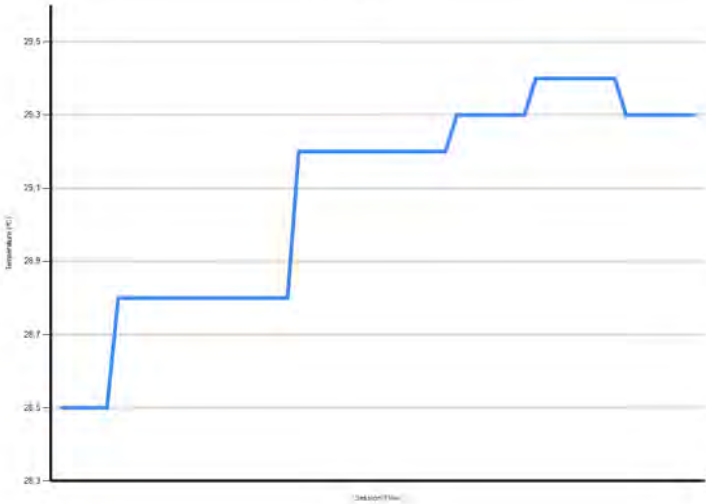




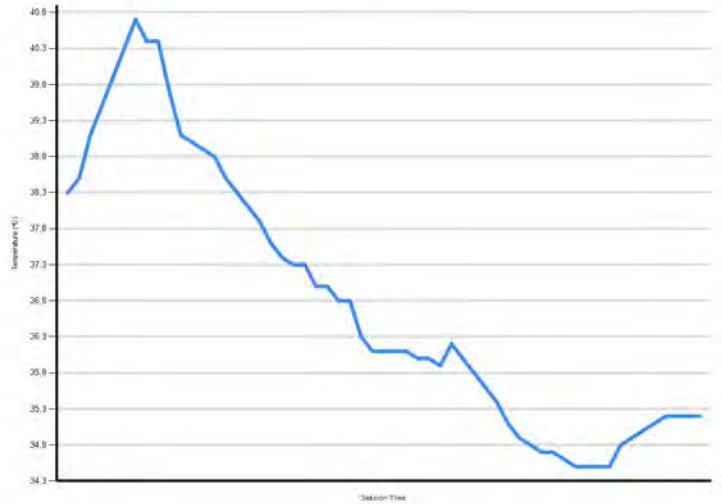
Montebianco GT-CET Carrera 1 Informe Meteorológico



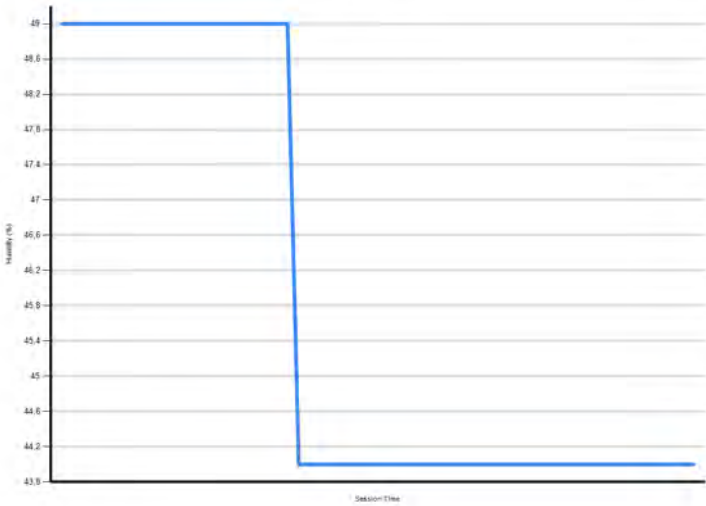
Temperatura Aire




Temperatura Pista



Humedad



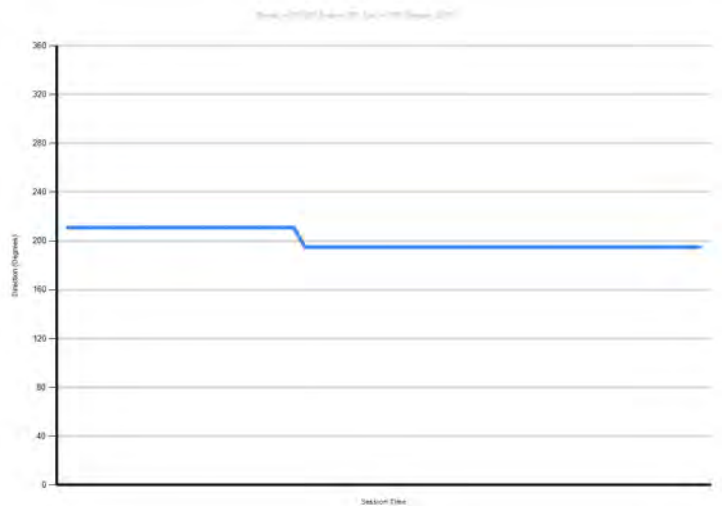
Presión

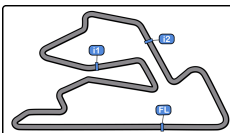


Velocidad Viento



Dirección Viento





Monteblanco

GT-CET

Carrera 1

Resultados Finales

Circuito de Monteblanco 3.926 m.

GT-CET
CAMPEONATO DE ESPAÑA

Cls	Nº	Equipo/Concursante	Piloto 1	Piloto 2	Vehiculo	Cat	Cl	Vtas.	Tiempo	Dif 1º	Interval	Km/h	Mejor	Tiempo	Km/h
1	122	GT CORSE	<u>Alejandro Barambio Perea</u>	Borja Garcia Menendez	PORSCHE 992 GT3 CUP	GT Cup	1	29	50:38.151			134.9	18	1:37.377	145.1
2	199	VELOSO MOTORSPORT	José Barros		PORSCHE 992 GT3 CUP	GT Cup	2	29	50:41.739	3.588	3.588	134.7	22	1:37.612	144.7
3	135	RACAR MOTORSPORT	<u>Leandro Martins</u>	Dieter Svepes	PORSCHE 992 GT3 CUP	GT Cup	3	29	50:42.373	4.222	0.634	134.7	16	1:37.304	145.2
4	111	CD DAGO	<u>Pablo Yeregui Ybarra</u>	Daniel Carretero Ortega	AUDI R8	GPX	1	29	50:51.507	13.356	9.134	134.3	18	1:36.328	146.7
5	100	ESCUADERIA FARAON	Pablo V. Bras Silvero	<u>Fernando Gonzalez Gonzalez</u>	PORSCHE 992 GT3 CUP	GT Cup	4	29	51:03.736	25.585	12.229	133.7	16	1:38.141	144.0
6	114	SKUALO COMPETICIÓN	Hendrik Van Zoest	JF	PORSCHE 992 GT3 CUP	GT Cup	5	29	51:30.416	52.265	26.680	132.6	19	1:39.451	142.1
7	112	ESCUADERIA FARAON	<u>Pedro M. Lourinho Bras</u>	Miguel Gomez Guillen	PORSCHE 992 GT3 CUP	GT Cup	6	29	51:45.213	1:07.062	14.797	131.9	27	1:39.212	142.4
8	170	ESCUADERIA FARAON	Agustin Sanabria Crespo		KTM GT4	GT4	1	28	52:18.869	1 Vta.	1 Vta.	126.0	18	1:44.119	135.7
9	133	ESCUADERIA LA CORUÑA	<u>Ángel Santos Avalue</u>	Mikkel Kristensen Illan	LIGIER JS2R	GT4	2	28	52:20.322	1 Vta.	1.453	126.0	12	1:44.537	135.2
10	181	ESCUADERIA BAIX EMPORDÀ	<u>Jan Schidlof Marek</u>	JF Francesc Guitierrez Agüi	MCLAREN ARTURA GT4	GT4	3	27	50:51.555	2 Vtas.	1 Vta.	125.0	27	1:43.870	136.0
11	6	RX PRO RACING	<u>Manuel Cañizares Tortosa</u>	JR Marcos Menkes Campelo	PEUGEOT 308 RACING CUP	D1	1	26	51:17.179	3 Vtas.	1 Vta.	119.4	5	1:47.227	131.8
12	66	MOTOR CLUB SABADELL	Laurent Puitgmal		RENAULT CLIO CUP IV	D3	1	25	51:15.944	4 Vtas.	1 Vta.	114.8	16	1:55.130	122.7
13	18	C.D.PLEMAR SPORT	<u>Jose Luis Lopez Valdivielso</u>	JF Alvaro Rodriguez Sastre	RENAULT CLIO CUP IV	D3	2	25	51:32.029	4 Vtas.	16.085	114.2	23	1:54.899	123.0
14	36	UCAV RACING	<u>Carlos Alvarez Sindin</u>	JF José Santos Pérez	SEAT LEON SUPERCOPA MK2	D1	2	25	51:56.038	4 Vtas.	24.009	113.3	5	1:53.689	124.3
15	120	ESCUADERIA LA CORUÑA	Jon Aizpurua Saenz	JF <u>Miguel Angel Romero</u>	LIGIER JS2R	GPX	2	23	51:39.864	6 Vtas.	2 Vtas.	104.8	4	1:45.291	134.2
16	9	BALBOR MOTORSPORT C.A.	Jose Luis Albors Aleixandre	JF <u>German Lopez Balboa</u>	RENAULT CLIO CUP IV	D3	3	23	52:06.791	6 Vtas.	26.927	103.9	15	1:56.711	121.0

Not classified: (Requirements: 75% of number laps of leader = 22 Laps)

118	ESCUADERIA FARAON	<u>Alvaro Fontes Blanco</u>	Pedro M. Silvero Castilla		FERRARI 488 CH EVO	GPX	3	21	38:10.402	8 Vtas.	2 Vtas.	129.5	10	1:39.086	142.6
-----	-------------------	-----------------------------	---------------------------	--	--------------------	-----	---	----	------------------	---------	---------	-------	----	----------	-------

Vta. Rápida Yeregui - Carretero en 1:36.328 a 146.7 Km/h en la vta. 18

Publicado a las:.....

Temp Pista: **35.2 °C** Temp Aire: **29.3 °C** Humedad: **44 %** Estado Pista: **SECA**

Comisarios Deportivos:

Josep Cartanya

Juan Luis Elena Falco

Carlos Melero Mora

CD-989-ESP/CAT

CD-0350-ESP/AN

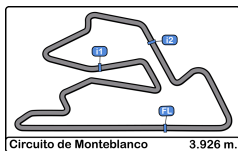
CD-2124-ESP/AN

Cronometrador:

Luis García

JOB-2654-ESP/M





Monteblando
GT-CET
Carrera 2
Parrilla de Salida



17		RX PRO RACING								
	6	Marcos Menkes Campelo								
15		MOTOR CLUB SABADELL								
	66	Laurent Puitamal	1:54.280			1:56.508	BALBOR MOTORSPORT C.A.	Jose Luis Albors Alexandre	9	16
13		UCAV RACING								
	36	José Santos Pérez	1:51.613			1:53.975	C.D.PLEMAR SPORT	Alvaro Rodriguez Sastre	18	14
11		ESCUADERIA LA CORUÑA								
	120	Miquel Anael Romero	1:43.926			1:44.039	ESCUADERIA LA CORUÑA	Mikkel Kristensen Illan	133	12
9		ESCUADERIA BAIX EMPORDÀ								
	181	Jan Schidlof Marek	1:42.999			1:43.197	ESCUADERIA FARAON	Acustin Sanabria Crespo	170	10
7		ESCUADERIA FARAON								
	112	Miquel Gomez Guillen	1:39.314			1:41.897	VELOSO MOTORSPORT	Jean-Roch Piat	191	8
5		CD DAGO								
	111	Pablo Yerequi Ybarra	1:38.583			1:38.905	SKUALO COMPETICIÓN	Hendrik Van Zoest	114	6
3		VELOSO MOTORSPORT								
	199	José Barros	1:36.856			1:37.629	ESCUADERIA FARAON	Fernando Gonzalez Gonzalez	100	4
1		RACAR MOTORSPORT								
	135	Leandro Martins	1:36.071			1:36.813	GT CORSE	Alejandro Bambio Perea	122	2

Pole

Publicado a las:.....

Comisarios Deportivos:

Josep Cartanya

Juan Luis Elena Falco

Carlos Melero Mora

CD-989-ESP/CAT

CD-0350-ESP/AN

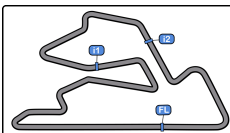
CD-2124-ESP/AN

Cronometrador:

Luis Garcia

JOB-2654-ESP/M





Monteblanco

GT-CET

Carrera 2

Resultados Provisionales

Circuito de Monteblanco 3.926 m.



Cls	Nº	Equipo/Concursante	Piloto 1	Piloto 2	Vehiculo	Cat	Cl	Vtas.	Tiempo	Dif 1º	Interval	Km/h	Mejor	Tiempo	Km/h
1	199	VELOSO MOTORSPORT	José Barros		PORSCHE 992 GT3 CUP	GT Cup	1	29	49:44.550			137.3	10	1:37.924	144.3
2	135	RACAR MOTORSPORT	<u>Leandro Martins</u>	Dieter Svepes	PORSCHE 992 GT3 CUP	GT Cup	2	29	49:53.878	9.328	9.328	136.9	26	1:37.653	144.7
3	111	CD DAGO	<u>Pablo Yeregui Ybarra</u>	Daniel Carretero Ortega	AUDI R8	GPX	1	29	50:08.953	24.403	15.075	136.2	26	1:36.681	146.1
4	114	SKUALO COMPETICIÓN	Hendrik Van Zoest	JF	PORSCHE 992 GT3 CUP	GT Cup	3	29	50:33.720	49.170	24.767	135.1	10	1:39.474	142.0
5	133	ESCUADERIA LA CORUÑA	Ángel Santos Avalor	<u>Mikkel Kristensen Illan</u>	LIGIER JS2R	GT4	1	28	51:21.138	1 Vta.	1 Vta.	128.4	24	1:44.708	134.9
6	181	ESCUADERIA BAIX EMPORDÀ	<u>Jan Schidlof Marek</u>	JF Francesc Guitierrez Agüi	MCLAREN ARTURA GT4	GT4	2	28	51:23.871	1 Vta.	2.733	128.3	22	1:43.617	136.4
7	112	ESCUADERIA FARAON	Pedro M. Lourinho Bras	<u>Miguel Gomez Guillen</u>	PORSCHE 992 GT3 CUP	GT Cup	4	27	50:09.677	2 Vtas.	1 Vta.	126.7	4	1:39.843	141.5
8	122	GT CORSE	<u>Alejandro Barambio Perea</u>	Borja Garcia Menendez	PORSCHE 992 GT3 CUP	GT Cup	5	27	51:14.406	2 Vtas.	1:04.729	124.1	3	1:38.437	143.5
9	100	ESCUADERIA FARAON	Pablo V. Bras Silvero	<u>Fernando Gonzalez Gonzalez</u>	PORSCHE 992 GT3 CUP	GT Cup	6	26	44:51.609	3 Vtas.	1 Vta.	136.5	19	1:38.645	143.2
10	170	ESCUADERIA FARAON	Agustin Sanabria Crespo		KTM GT4	GT4	3	26	51:32.544	3 Vtas.	6:40.935	118.8	16	1:48.618	130.1
11	66	MOTOR CLUB SABADELL	Laurent Puitgmal		RENAULT CLIO CUP IV	D3	1	25	50:36.529	4 Vtas.	1 Vta.	116.3	4	1:55.140	122.7
12	18	C.D.PLEMAR SPORT	Jose Luis Lopez Valdivielso	JF <u>Alvaro Rodriguez Sastre</u>	RENAULT CLIO CUP IV	D3	2	25	50:46.037	4 Vtas.	9.508	115.9	10	1:54.763	123.1
13	36	UCAV RACING	Carlos Alvarez Sindin	JF <u>José Santos Pérez</u>	SEAT LEON SUPERCOPA MK2	D1	1	24	50:49.958	5 Vtas.	1 Vta.	111.2	12	1:57.205	120.5
14	9	BALBOR MOTORSPORT C.A.	<u>Jose Luis Albors Aleixandre</u>	JF German Lopez Balboa	RENAULT CLIO CUP IV	D3	3	24	51:01.798	5 Vtas.	11.840	110.7	15	1:56.905	120.8
Not classified: (Requirements: 75% of number laps of leader = 22 Laps)															
120	ESCUADERIA LA CORUÑA	Jon Aizpurua Saenz	JF	<u>Miguel Angel Romero</u>	LIGIER JS2R	GPX	2	16	48:08.145	13 Vtas.	8 Vtas.	78.2	3	1:45.664	133.7
6	RX PRO RACING	Manuel Cañizares Tortosa	JR	<u>Marcos Menkes Campelo</u>	JR PEUGEOT 308 RACING CUP	D1	2	10	23:37.213	19 Vtas.	6 Vtas.	99.7	2	1:52.022	126.1
191	VELOSO MOTORSPORT	Jean-Roch Piat	JF		PORSCHE 991.1 GT3 CUP	GT Cup	7								

Vta. Rápida Yeregui - Carretero en 1:36.681 a 146.1 Km/h en la vta. 26

Publicado a las:.....

Temp Pista: 35.2 °C Temp Aire: 31.9 °C Humedad: 50 % Estado Pista: SECA

Director Carrera:

Máximo Guerrero

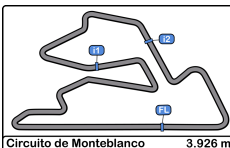
DPB-0803-ESP/NA

Cronometrador:

Luis García

JOB-2654-ESP/M





Monteblanco

GT-CET

Carrera 2

Resultados Provisionales por Categoría



GT Cup															
Cls	Nº	Equipo/Concursante	Piloto 1	Piloto 2	Vehiculo	Cat	Cl	Vtas.	Tiempo	Dif 1º	Interval	Km/h	Mejor	Tiempo	Km/h
1	199	VELOSO MOTORSPORT	José Barros		PORSCHE 992 GT3 CUP	GT Cup	1	29	49:44.550			137.3	10	1:37.924	144.3
2	135	RACAR MOTORSPORT	<u>Leandro Martins</u>	Dieter Svepes	PORSCHE 992 GT3 CUP	GT Cup	2	29	49:53.878	9.328	9.328	136.9	26	1:37.653	144.7
3	114	SKUALO COMPETICIÓN	Hendrik Van Zoest	JF	PORSCHE 992 GT3 CUP	GT Cup	3	29	50:33.720	49.170	39.842	135.1	10	1:39.474	142.0
4	112	ESCUADERIA FARAON	Pedro M. Lourinho Bras	<u>Miguel Gomez Guillen</u>	PORSCHE 992 GT3 CUP	GT Cup	4	27	50:09.677	2 Vtas.	2 Vtas.	126.7	4	1:39.843	141.5
5	122	GT CORSE	<u>Alejandro Barambio Perea</u>	Borja Garcia Menendez	PORSCHE 992 GT3 CUP	GT Cup	5	27	51:14.406	2 Vtas.	1:04.729	124.1	3	1:38.437	143.5
6	100	ESCUADERIA FARAON	Pablo V. Bras Silvero	<u>Fernando Gonzalez Gonzalez</u>	PORSCHE 992 GT3 CUP	GT Cup	6	26	44:51.609	3 Vtas.	1 Vta.	136.5	19	1:38.645	143.2
Not classified: (Requirements: 75% of number laps of leader = 22 Laps)															
191	VELOSO MOTORSPORT	Jean-Roch Piat	JF		PORSCHE 991.1 GT3 CUP	GT Cup	7								

GPX															
Cls	Nº	Equipo/Concursante	Piloto 1	Piloto 2	Vehiculo	Cat	Cl	Vtas.	Tiempo	Dif 1º	Interval	Km/h	Mejor	Tiempo	Km/h
1	111	CD DAGO	<u>Pablo Yeregui Ybarra</u>	Daniel Carretero Ortega	AUDI R8	GPX	1	29	50:08.953			136.2	26	1:36.681	146.1
Not classified: (Requirements: 75% of number laps of leader = 22 Laps)															
120	ESCUADERIA LA CORUÑA	Jon Aizpurua Saenz	JF	<u>Miguel Angel Romero</u>	LIGIER JS2R	GPX	2	16	48:08.145	13 Vtas.	13 Vtas.	78.2	3	1:45.664	133.7

GT4															
Cls	Nº	Equipo/Concursante	Piloto 1	Piloto 2	Vehiculo	Cat	Cl	Vtas.	Tiempo	Dif 1º	Interval	Km/h	Mejor	Tiempo	Km/h
1	133	ESCUADERIA LA CORUÑA	Ángel Santos Avalor	<u>Mikkel Kristensen Iltan</u>	LIGIER JS2R	GT4	1	28	51:21.138			128.4	24	1:44.708	134.9
2	181	ESCUADERIA BAIX EMPORDÁ	<u>Jan Schidlof Marek</u>	JF Francesc Guitierrez Agüi	MCLAREN ARTURA GT4	GT4	2	28	51:23.871	2.733	2.733	128.3	22	1:43.617	136.4
3	170	ESCUADERIA FARAON	Agustin Sanabria Crespo		KTM GT4	GT4	3	26	51:32.544	2 Vtas.	2 Vtas.	118.8	16	1:48.618	130.1

D3															
Cls	Nº	Equipo/Concursante	Piloto 1	Piloto 2	Vehiculo	Cat	Cl	Vtas.	Tiempo	Dif 1º	Interval	Km/h	Mejor	Tiempo	Km/h
1	66	MOTOR CLUB SABADELL	Laurent Puitgmal		RENAULT CLIO CUP IV	D3	1	25	50:36.529			116.3	4	1:55.140	122.7
2	18	C.D.PLEMAR SPORT	Jose Luis Lopez Valdivielso	JF <u>Alvaro Rodriguez Sastre</u>	RENAULT CLIO CUP IV	D3	2	25	50:46.037	9.508	9.508	115.9	10	1:54.763	123.1
3	9	BALBOR MOTORSPORT C.A.	<u>Jose Luis Albors Aleixandre</u>	JF German Lopez Balboa	RENAULT CLIO CUP IV	D3	3	24	51:01.798	1 Vta.	1 Vta.	110.7	15	1:56.905	120.8

D1															
Cls	Nº	Equipo/Concursante	Piloto 1	Piloto 2	Vehiculo	Cat	Cl	Vtas.	Tiempo	Dif 1º	Interval	Km/h	Mejor	Tiempo	Km/h
1	36	UCAV RACING	Carlos Alvarez Sindin	JF <u>José Santos Pérez</u>	SEAT LEON SUPERCOPA MK2	D1	1	24	50:49.958			111.2	12	1:57.205	120.5
Not classified: (Requirements: 75% of number laps of leader = 22 Laps)															
6	RX PRO RACING	Manuel Cañizares Tortosa	JR	<u>Marcos Menkes Campelo</u>	JR PEUGEOT 308 RACING CUP	D1	2	10	23:37.213	14 Vtas.	14 Vtas.	99.7	2	1:52.022	126.1

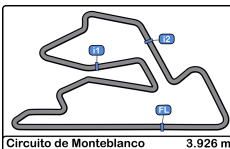
Vta. Rápida Yeregui - Carretero en 1:36.681 a 146.1 Km/h en la vta. 26

Publicado a las:.....

Temp Pista: 35.2 °C Temp Aire: 31.9 °C Humedad: 50 % Estado Pista: SECA

Director Carrera:	Máximo Guerrero DPB-0803-ESP/NA	Cronometrador:	Luis García JOB-2654-ESP/M
--------------------------	------------------------------------	-----------------------	-----------------------------------





Monteblanco

GT-CET

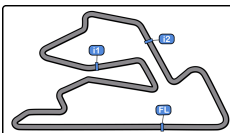
Carrera 2

Clasificación Provisional por Vuelta Rápida de Piloto

GT-CET
CAMPEONATO DE ESPAÑA

Clas	Nº	Equipo/Concursante	Vehiculo	Piloto	Cat	Clas	Vtas.	Mejor	Tiempo	Dif 1º	Interval	Km/h	
1	111	CD DAGO	AUDI R8	Daniel Carretero Ortega	GPX	1	17	14	1:36.681			146.1	
2	135	RACAR MOTORSPORT	PORSCHE 992 GT3 CUP	Dieter Svepes	GT Cup	1	16	13	1:37.653	0.972	0.972	144.7	
3	199	VELOSO MOTORSPORT	PORSCHE 992 GT3 CUP	José Barros	GT Cup	2	29	10	1:37.924	1.243	0.271	144.3	
4	122	GT CORSE	PORSCHE 992 GT3 CUP	Alejandro Barambio Perea	GT Cup	3	12	3	1:38.437	1.756	0.513	143.5	
5	135	RACAR MOTORSPORT	PORSCHE 992 GT3 CUP	Leandro Martins	GT Cup	4	13	9	1:38.628	1.947	0.191	143.3	
6	100	ESCUADERIA FARAON	PORSCHE 992 GT3 CUP	Pablo V. Bras Silvero	GT Cup	5	14	7	1:38.645	1.964	0.017	143.2	
7	114	SKUALO COMPETICIÓN	PORSCHE 992 GT3 CUP	Hendrik Van Zoest	Gold	GT Cup	6	29	10	1:39.474	2.793	0.829	142.0
8	100	ESCUADERIA FARAON	PORSCHE 992 GT3 CUP	Fernando Gonzalez Gonzalez	GT Cup	7	12	9	1:39.552	2.871	0.078	141.9	
9	111	CD DAGO	AUDI R8	Pablo Yerequi Ybarra	GPX	2	12	11	1:39.727	3.046	0.175	141.7	
10	112	ESCUADERIA FARAON	PORSCHE 992 GT3 CUP	Miguel Gomez Guillen	GT Cup	8	13	4	1:39.843	3.162	0.116	141.5	
11	112	ESCUADERIA FARAON	PORSCHE 992 GT3 CUP	Pedro M. Lourinho Bras	GT Cup	9	14	13	1:42.813	6.132	2.970	137.4	
12	181	ESCUADERIA BAIX EMPORDÁ	MCLAREN ARTURA GT4	Francesc Guitierrez Aqüi	GT4	1	15	9	1:43.617	6.936	0.804	136.4	
13	122	GT CORSE	PORSCHE 992 GT3 CUP	Boria Garcia Menendez	GT Cup	10	15	2	1:44.223	7.542	0.606	135.6	
14	133	ESCUADERIA LA CORUÑA	LIGIER JS2R	Ánael Santos Avale	GT4	2	14	10	1:44.708	8.027	0.485	134.9	
15	133	ESCUADERIA LA CORUÑA	LIGIER JS2R	Mikkel Kristensen Illan	GT4	3	14	12	1:45.433	8.752	0.725	134.0	
16	181	ESCUADERIA BAIX EMPORDÁ	MCLAREN ARTURA GT4	Jan Schidlof Marek	Gold	GT4	4	13	1:45.563	8.882	0.130	133.8	
17	120	ESCUADERIA LA CORUÑA	LIGIER JS2R	Miguel Anael Romero	GPX	3	13	3	1:45.664	8.983	0.101	133.7	
18	170	ESCUADERIA FARAON	KTM GT4	Aaustin Sanabria Crespo	GT4	5	26	16	1:48.618	11.937	2.954	130.1	
19	6	RX PRO RACING	PEUGEOT 308 RACING CUP	Marcos Menkes Campelo	Silver	D1	1	10	1:52.022	15.341	3.404	126.1	
20	18	C.D.PLEMAR SPORT	RENAULT CLIO CUP IV	Alvaro Rodriquez Sastre	D3	1	15	10	1:54.763	18.082	2.741	123.1	
21	66	MOTOR CLUB SABADELL	RENAULT CLIO CUP IV	Laurent Puitamal	D3	2	25	4	1:55.140	18.459	0.377	122.7	
22	9	BALBOR MOTORSPORT C.A.	RENAULT CLIO CUP IV	German Lopez Balboa	D3	3	13	4	1:56.905	20.224	1.765	120.8	
23	36	UCAV RACING	SEAT LEON SUPERCOPA MK2	José Santos Pérez	D1	2	13	12	1:57.205	20.524	0.300	120.5	
24	9	BALBOR MOTORSPORT C.A.	RENAULT CLIO CUP IV	Jose Luis Albors Aleixandre	Gold	D3	4	11	1:58.228	21.547	1.023	119.5	
25	18	C.D.PLEMAR SPORT	RENAULT CLIO CUP IV	Jose Luis Lopez Valdivielso	Gold	D3	5	10	1:58.675	21.994	0.447	119.0	
26	36	UCAV RACING	SEAT LEON SUPERCOPA MK2	Carlos Alvarez Sindin	Gold	D1	3	11	1:59.665	22.984	0.990	118.1	
27	120	ESCUADERIA LA CORUÑA	LIGIER JS2R	Jon Aizpurua Saenz	Gold	GPX	4	3	6:41.044	5:04.363	4:41.379	35.2	





Monteblanco

GT-CET

Carrera 2

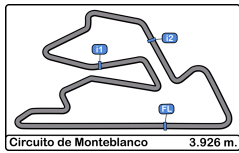
Distancia y Velocidad Media

Circuito de Monteblanco 3.926 m.

GT-CET
CAMPEONATO DE ESPAÑA

Cls	Nº	Equipo/Concursante	Piloto 1	Piloto 2	Vehiculo	Cat	Cls	Vtas.	Distancia	Tiempo Total	Km/h	
1	199	VELOSO MOTORSPORT	José Barros		PORSCHE 992 GT3 CUP	GT Cup	1	29	113.85	49:44.550	137.3	
2	135	RACAR MOTORSPORT	<u>Leandro Martins</u>	Dieter Svepes	PORSCHE 992 GT3 CUP	GT Cup	2	29	113.85	49:53.878	136.9	
3	111	CD DAGO	<u>Pablo Yeregui Ybarra</u>	Daniel Carretero Ortega	AUDI R8	GPX	1	29	113.85	50:08.953	136.2	
4	114	SKUALO COMPETICIÓN	Hendrik Van Zoest	JF	PORSCHE 992 GT3 CUP	GT Cup	3	29	113.85	50:33.720	135.1	
5	133	ESCUADERIA LA CORUÑA	Ángel Santos Avalle	<u>Mikkel Kristensen Illan</u>	LIGIER JS2R	GT4	1	28	109.92	51:21.138	128.4	
6	181	ESCUADERIA BAIX EMPORDÀ	<u>Jan Schidlof Marek</u>	JF Francesc Guitierrez Agüi	MCLAREN ARTURA GT4	GT4	2	28	109.92	51:23.871	128.3	
7	112	ESCUADERIA FARAON	Pedro M. Lourinho Bras	<u>Miguel Gomez Guillen</u>	PORSCHE 992 GT3 CUP	GT Cup	4	27	106.00	50:09.677	126.7	
8	122	GT CORSE	<u>Alejandro Barambio Perea</u>	Borja Garcia Menendez	PORSCHE 992 GT3 CUP	GT Cup	5	27	106.00	51:14.406	124.1	
9	100	ESCUADERIA FARAON	Pablo V. Bras Silvero	<u>Fernando Gonzalez Gonzalez</u>	PORSCHE 992 GT3 CUP	GT Cup	6	26	102.07	44:51.609	136.5	
10	170	ESCUADERIA FARAON	Agustin Sanabria Crespo		KTM GT4	GT4	3	26	102.07	51:32.544	118.8	
11	66	MOTOR CLUB SABADELL	Laurent Puitgmal		RENAULT CLIO CUP IV	D3	1	25	98.15	50:36.529	116.3	
12	18	C.D.PLEMAR SPORT	Jose Luis Lopez Valdivielso	JF <u>Alvaro Rodriguez Sastre</u>	RENAULT CLIO CUP IV	D3	2	25	98.15	50:46.037	115.9	
13	36	UCAV RACING	Carlos Alvarez Sardin	JF <u>José Santos Pérez</u>	SEAT LEON SUPERCOPA MK2	D1	1	24	94.22	50:49.958	111.2	
14	9	BALBOR MOTORSPORT C.A.	<u>Jose Luis Albors Aleixandre</u>	JF German Lopez Balboa	RENAULT CLIO CUP IV	D3	3	24	94.22	51:01.798	110.7	
Not classified: (Requirements: 75% of number laps of leader = 22 Laps)												
	120	ESCUADERIA LA CORUÑA	Jon Aizpurua Saenz	JF	<u>Miguel Angel Romero</u>	LIGIER JS2R	GPX	2	16	62.81	48:08.145	78.2
	6	RX PRO RACING	Manuel Cañizares Tortosa	JR	<u>Marcos Menkes Campelo</u>	PEUGEOT 308 RACING CUP	D1	2	10	39.26	23:37.213	99.7
	191	VELOSO MOTORSPORT	Jean-Roch Piat	JF		PORSCHE 991.1 GT3 CUP	GT Cup	7				





Monteblando

GT-CET

Carrera 2

Tiempos Por Vuelta



6 Manuel Cañizares Tortosa PEUGEOT 308 RACING CUP

18 Jose Luis Lopez Valdiviello RENAULT CLIO CUP IV

D1 Marcos Menkes Campelo RX PRO RACING

D3 Alvaro Rodriguez Sastre C.D.PLEMAR SPORT

Vta	D	Tiempo	Sector 1	Sector 2	Sector 3	T. Spd	Elapsed
1	2	2:04.690	1:05.200	30.556	28.934		2:04.690
2	2	1:52.022	53.442	28.411	30.169		3:56.712
3	2	2:14.167	1:01.580	36.229	36.358		6:10.879
4	2	2:22.874	1:06.857	38.138	37.879		8:33.753
5	2	2:24.972	1:09.781	38.786	36.405		10:58.725
6	2	2:30.175	1:10.455	40.315	39.405		13:28.900
7	2	2:26.598	1:12.517	36.749	37.332		15:55.498
8	2	2:30.824	1:14.339	38.461	38.024		18:26.322
9	2	2:33.148	1:16.519	38.573	38.056		20:59.470
10	2	2:37.743 P	1:15.162	39.607	42.974		23:37.213

Vta	D	Tiempo	Sector 1	Sector 2	Sector 3	T. Spd	Elapsed
1	2	2:00.515	1:00.641	29.546	30.328		2:00.515
2	2	1:55.628	55.929	29.664	30.035		3:56.143
3	2	1:54.971	55.848	29.374	29.749		5:51.114
4	2	1:55.155	55.963	29.413	29.779		7:46.269
5	2	1:55.280	55.951	29.490	29.839		9:41.549
6	2	1:55.241	55.881	29.322	30.038		11:36.790
7	2	1:55.678	55.880	29.466	30.332		13:32.468
8	2	1:54.853	55.756	29.330	29.767		15:27.321
9	2	1:55.031	55.909	29.405	29.717		17:22.352
10	2	1:54.763	55.711	29.319	29.733		19:17.115

9 Jose Luis Albers RENAULT CLIO CUP IV

11 2 1:54.984 55.656 29.508 29.820 21:12.099

D3 German Lopez Balboa BALBOR MOTORSPORT C.A.

12 2 1:55.916 55.984 29.426 30.506 23:08.015

Vta	D	Tiempo	Sector 1	Sector 2	Sector 3	T. Spd	Elapsed
1	1	2:06.732	1:04.712	30.844	31.176		2:06.732
2	1	2:00.787	57.942	31.158	31.687		4:07.519
3	1	1:58.890	57.759	30.501	30.630		6:06.409
4	1	1:58.228	57.217	30.344	30.667		8:04.637
5	1	1:58.646	57.208	30.462	30.976		10:03.283
6	1	2:00.735	59.852	30.328	30.555		12:04.018
7	1	1:59.010	57.767	30.700	30.543		14:03.028
8	1	1:58.687	57.490	30.196	31.001		16:01.715
9	1	2:00.311	58.409	30.841	31.061		18:02.026
10	1	2:02.607	58.789	31.465	32.353		20:04.633
11	1	2:08.934 P	1:01.613	30.949	36.372		22:13.567
12	2	3:40.251 P	2:32.661	32.075	35.515		25:53.818
13	2	2:54.621	1:53.986	30.194	30.441		28:48.439
14	2	1:58.318	56.872	30.094	29.996		30:46.757

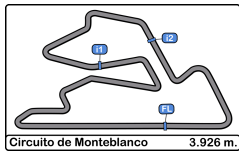
Vta	D	Tiempo	Sector 1	Sector 2	Sector 3	T. Spd	Elapsed
12	2	1:54.833	55.667	29.360	29.806		25:02.848
13	2	1:54.833	55.667	29.360	29.806		25:02.848
14	2	1:56.171	55.930	29.905	30.336		26:59.019
15	2	2:00.101 P	56.015	29.561	34.525		28:59.120
16	1	3:43.363	2:41.658	31.045	30.660		32:42.483
17	1	2:01.627	58.277	32.585	30.765		34:44.110
18	1	2:00.693	59.565	30.780	30.348		36:44.803
19	1	2:00.028	58.029	30.699	31.300		38:44.831
20	1	2:01.500	57.846	32.195	31.459		40:46.331
21	1	1:59.790	57.679	31.060	31.051		42:46.121
22	1	2:00.612	58.371	31.530	30.711		44:46.733
23	1	1:59.167	57.265	31.110	30.792		46:45.900
24	1	1:58.675	57.402	30.729	30.544		48:44.575
25	1	2:01.462	59.565	31.454	30.443		50:46.037

36 Carlos Alvarez Sindin SEAT LEON SUPERCOPA MK2

D1 José Santos Pérez UCAV RACING

Vta	D	Tiempo	Sector 1	Sector 2	Sector 3	T. Spd	Elapsed
1	2	2:07.373	1:06.826	30.450	30.097		2:07.373
2	2	2:00.373	58.855	31.172	30.346		4:07.746
3	2	2:00.535	58.609	30.408	31.518		6:08.281
4	2	1:58.403	57.165	30.701	30.537		8:06.684
5	2	2:00.259	58.299	31.677	30.283		10:06.943
6	2	1:58.414	57.477	30.469	30.468		12:05.357
7	2	1:58.742	57.465	30.511	30.766		14:04.099
8	2	1:58.646	57.567	30.480	30.599		16:02.745
9	2	2:00.465	58.502	31.463	30.500		18:03.210
10	2	2:01.252	58.377	32.806	30.069		20:04.462
11	2	1:58.718	58.267	30.397	30.054		22:03.180
12	2	1:57.205	55.703	30.523	30.979		24:00.385
13	2	2:08.300 P	56.636	30.535	41.129		26:08.685
14	1	4:02.488	2:54.824	34.696	32.968		30:11.173
15	1	2:08.710	1:02.116	30.535	2:41.678		32:19.883
16	1	2:00.887	58.247	31.838	30.802		34:20.770
17	1	2:02.041	58.345	33.032	30.664		36:22.811
18	1	2:02.732	59.189	31.990	31.553		38:25.543
19	1	2:00.915	57.517	31.348	32.050		40:26.458
20	1	1:59.665	58.033	30.874	30.758		42:26.123
21	1	2:04.288	1:00.636	31.768	31.884		44:30.411
22	1	2:03.884	58.262	33.704	31.918		46:34.295
23	1	2:13.844	1:05.893	35.794	32.157		48:48.139
24	1	2:01.819	1:00.001	30.922	30.896		50:49.958





Monteblando
GT-CET
Carrera 2
Tiempos Por Vuelta



66

Laurent Puitgmal

RENAULT CLIO CUP IV

100

Pablo V. Bras Silvero

PORSCHE 992 GT3 CUP

D3

MOTOR CLUB SABADELL

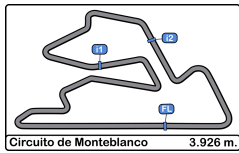
GT Cup

Fernando Gonzalez

ESCUADERIA FARAON

Vta	D	Tiempo	Sector 1	Sector 2	Sector 3	T. Spd	Elapsed	Vta	D	Tiempo	Sector 1	Sector 2	Sector 3	T. Spd	Elapsed
1		2:07.196	1:04.990	31.311	30.895		2:07.196	1	2	1:45.047	52.984		1:45.047		1:45.047
2		1:59.657	58.029	30.752	30.876		4:06.853	2	2	1:40.525	48.864		3:25.572		3:25.572
3		1:56.198	56.543	29.695	29.960		6:03.051	3	2	1:41.338	49.377	25.931	26.030		5:06.910
4		1:55.140	55.858	29.502	29.780		7:58.191	4	2	1:39.965	47.978	26.038	25.949		6:46.875
5		1:55.566	56.053	29.601	29.912		9:53.757	5	2	1:40.277	48.195	25.900	26.182		8:27.152
6		1:56.829	56.070	29.563	31.196		11:50.586	6	2	1:40.848	48.185	26.643	26.020		10:08.000
7		1:55.310	55.890	29.450	29.970		13:45.896	7	2	1:41.799	49.894	25.955	25.950		11:49.799
8		1:55.323	55.947	29.496	29.880		15:41.219	8	2	1:40.877	47.929		2:06.827		13:30.676
9		1:55.716	56.011	29.597	30.108		17:36.935	9	2	1:39.552	48.102	25.492	25.958		15:10.228
10		1:55.289	55.864	29.515	29.910		19:32.224	10	2	1:40.384	48.640	25.587	26.157		16:50.612
11		2:00.907 P	56.259	30.291	34.357		21:33.131	11	2	1:39.793	48.043	25.700	26.050		18:30.405
12		3:53.908	2:54.221	29.703	29.984		25:27.039	12	2	1:44.638 P	47.921	25.663	31.054		20:15.043
13		1:56.616	56.096	29.960	30.560		27:23.655	13	1	3:08.315	2:16.493	25.790	26.032		23:23.358
14		1:55.293	55.844	29.609	29.840		29:18.948	14	1	1:38.982	47.772	25.361	25.849		25:02.340
15		1:55.739	56.053	29.816	29.870		31:14.687	15	1	1:38.740	47.436	25.607	25.697		26:41.080
16		1:55.611	56.183	29.563	29.865		33:10.298	16	1	1:39.685	47.440		2:05.382		28:20.765
17		1:55.315	56.143	29.355	29.817		35:05.613	17	1	1:39.693	47.662	25.676	26.355		30:00.458
18		1:55.444	55.955	29.447	30.042		37:01.057	18	1	1:39.138	47.877	25.460	25.801		31:39.596
19		1:56.233	56.818	29.472	29.943		38:57.290	19	1	1:38.645	47.626	25.314	25.705		33:18.241
20		1:55.607	56.197	29.447	29.963		40:52.897	20	1	1:39.326	48.034	25.317	25.975		34:57.567
21		1:56.200	56.280	29.957	29.963		42:49.097	21	1	1:38.971	47.529	25.689	25.753		36:36.538
22		1:56.328	56.166	30.151	30.011		44:45.425	22	1	1:38.874	47.417	25.593	25.864		38:15.412
23		1:57.432	57.078	30.238	30.116		46:42.857	23	1	1:39.073	47.694	25.507	25.872		39:54.485
24		1:56.290	56.590	29.752	29.948		48:39.147	24	1	1:39.204	47.680	25.509	26.015		41:33.689
25		1:57.382	56.398	30.213	30.771		50:36.529	25	1	1:39.054	47.673	25.473	25.908		43:12.743
								26	1	1:38.866	47.578	25.390	25.898		44:51.609
								27	1		48.258				





Montebianco
GT-CET
Carrera 2
Tiempos Por Vuelta



111

Pablo Yeregui Ybarra

AUDI R8

112

Pedro M. Lourinho Bras

PORSCHE 992 GT3 CUP

GPX

Daniel Carretero Ortega

CD DAGO

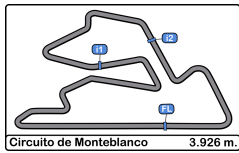
GT Cup

Miguel Gomez Guillen

ESCUADERIA FARAON

Vta	D	Tiempo	Sector 1	Sector 2	Sector 3	T. Spd	Elapsed	Vta	D	Tiempo	Sector 1	Sector 2	Sector 3	T. Spd	Elapsed
1	1	1:52.786	57.405	28.774	26.607		1:52.786	1	2	1:47.289	54.050		1:47.289		1:47.289
2	1	1:43.119	49.516	26.683	26.920		3:35.905	2	2	1:41.749	49.253	26.165	26.331		3:29.038
3	1	1:41.319	48.458	26.395	26.466		5:17.224	3	2	1:40.942	48.873	26.006	26.063		5:09.980
4	1	1:42.040	48.697	26.667	26.676		6:59.264	4	2	1:39.843	48.112	25.870	25.861		6:49.823
5	1	1:41.417	48.722	26.038	26.657		8:40.681	5	2	1:40.393	48.774	25.601	26.018		8:30.216
6	1	1:42.681	49.523	26.275	26.883		10:23.362	6	2	1:54.347	49.088	25.591	39.668		10:24.563
7	1	1:41.359	48.300	26.411	26.648		12:04.721	7	2	1:42.001	49.161	25.995	26.845		12:06.564
8	1	1:40.729	48.143	26.327	26.259		13:45.450	8	2	1:41.422	48.789	25.764	26.869		13:47.986
9	1	1:40.912	48.362	26.434	26.116		15:26.362	9	2	1:40.418	48.336	25.416	26.666		15:28.404
10	1	1:40.200	48.703	25.650	25.847		17:06.562	10	2	1:40.045	48.264	25.542	26.239		17:08.449
11	1	1:39.727	47.798	25.895	26.034		18:46.289	11	2	1:41.165	48.657	26.277	26.231		18:49.614
12	1	1:46.745 P	47.965	26.118	32.662		20:33.034	12	2	1:40.955	48.395	26.312	26.248		20:30.569
13	2	3:34.246	2:44.241	24.963	25.042		24:07.280	13	2	1:48.947 P	48.992	26.055	33.900		22:19.516
14	2	1:37.061	47.129	24.984	24.948		25:44.341	14	1	3:08.382	2:13.552	27.212	27.618		25:27.898
15	2	1:37.554	46.962	25.055	25.537		27:21.895	15	1	2:40.221 P	1:36.733	30.419	33.069		28:08.119
16	2	1:37.147	46.949	24.990	25.208		28:59.042	16	1	2:56.006	2:01.317	27.587	27.102		31:04.125
17	2	1:36.819	46.830	24.939	25.050		30:35.861	17	1	1:44.020	50.045	26.978	26.997		32:48.145
18	2	1:39.567	46.450	25.922	27.195		32:15.428	18	1	1:45.300	51.062	27.032	27.206		34:33.445
19	2	1:36.990	46.526	25.229	25.235		33:52.418	19	1	1:43.394	49.509	26.796	27.089		36:16.839
20	2	1:36.860	46.761	25.139	24.960		35:29.278	20	1	1:43.050	49.471	26.648	26.931		37:59.889
21	2	1:37.097	46.533	24.935	25.629		37:06.375	21	1	1:43.273	49.530	26.660	27.083		39:43.162
22	2	1:37.365	47.248	24.852	25.265		38:43.740	22	1	1:43.674	49.940	26.834	26.900		41:26.836
23	2	1:38.792	46.536	26.086	26.170		40:22.532	23	1	1:46.702	49.779	28.107	28.816		43:13.538
24	2	1:37.074	46.925	24.949	25.200		41:59.606	24	1	1:43.581	49.787	26.949	26.845		44:57.119
25	2	1:37.369	46.623	25.137	25.609		43:36.975	25	1	1:45.642	51.442	27.265	26.935		46:42.761
26	2	1:36.681	46.621	25.056	25.004		45:13.656	26	1	1:42.813	49.496	26.628	26.689		48:25.574
27	2	1:37.425	46.766	25.558	25.101		46:51.081	27	1	1:44.103	49.510	26.933	27.660		50:09.677
28	2	1:38.742	48.186	25.406	25.150		48:29.823								
29	2	1:39.130	47.061	25.457	26.612		50:08.953								





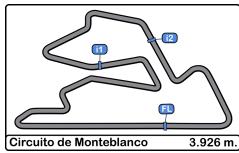
Monteblando
GT-CET
Carrera 2
Tiempos Por Vuelta



114 Hendrik Van Zoest PORSCHE 992 GT3 CUP							122 Alejandro Barambio Perea PORSCHE 992 GT3 CUP								
GT Cup SKUALO COMPETICIÓN							GT Cup Borja Garcia Menendez GT CORSE								
Vta	D	Tiempo	Sector 1	Sector 2	Sector 3	T. Spd	Elapsed	Vta	D	Tiempo	Sector 1	Sector 2	Sector 3	T. Spd	Elapsed
1		1:44.670	52.644	25.651	26.375		1:44.670	1	1	1:43.871	52.006		1:43.871		1:43.871
2		1:40.059	48.418	25.647	25.994		3:24.729	2	1	1:38.729	47.739	25.323	25.667		3:22.600
3		1:40.148	48.476	25.779	25.893		5:04.877	3	1	1:38.437	47.679	25.273	25.485		5:01.037
4		1:40.226	48.719	25.554	25.953		6:45.103	4	1	1:38.700	47.598	25.395	25.707		6:39.737
5		1:40.527	48.565	25.822	26.140		8:25.630	5	1	1:39.203	48.027	25.497	25.679		8:18.940
6		1:41.242	49.158	26.065	26.019		10:06.872	6	1	1:40.204	48.201	25.847	26.156		9:59.144
7		1:41.104	48.856	25.969	26.279		11:47.976	7	1	1:39.138	48.172	25.343	25.623		11:38.282
8		1:41.011	48.810	25.773	26.428		13:28.987	8	1	1:41.146	48.872	25.943	26.331		13:19.428
9		1:39.863	48.299	25.765	25.799		15:08.850	9	1	1:43.642	49.632	26.588	27.422		15:03.070
10		1:39.474	48.226	25.568	25.680		16:48.324	10	1	1:43.050	50.098	26.241	26.711		16:46.120
11		1:40.122	48.191	25.836	26.095		18:28.446	11	1	1:45.545	51.242	26.599	27.704		18:31.665
12		1:40.097	48.248	25.891	25.958		20:08.543	12	1	1:52.929 P	51.962		2:20.633		20:24.594
13		1:41.808	49.979	25.881	25.948		21:50.351	13	2	3:24.624	2:31.463	26.403	26.758		23:49.218
14		1:48.247 P	48.324	26.039	33.884		23:38.598	14	2	1:44.223	50.923	26.734	26.566		25:33.441
15		3:15.900	2:08.574	40.306	27.020		26:54.498	15	2	1:46.862	51.503	27.634	27.725		27:20.303
16		1:41.459	48.761		2:08.479		28:35.957	16	2	1:47.848	52.829	27.127	27.892		29:08.151
17		1:40.124	48.056	25.919	26.149		30:16.081	17	2	1:48.786	53.585	27.454	27.747		30:56.937
18		1:40.287	48.723	25.577	25.987		31:56.368	18	2	1:50.321	53.962	28.169	28.190		32:47.258
19		1:40.568	48.449	25.984	26.135		33:36.936	19	2	1:54.761	55.135	30.335	29.291		34:42.019
20		1:41.198	48.501	26.567	26.130		35:18.134	20	2	1:53.792	55.495	28.698	29.599		36:35.811
21		1:41.228	48.401	26.302	26.525		36:59.362	21	2	1:57.058	57.184	30.485	29.389		38:32.869
22		1:41.655	48.586	26.018	27.051		38:41.017	22	2	2:00.929	1:00.568	30.446	29.915		40:33.798
23		1:41.710	48.774	26.299	26.637		40:22.727	23	2	2:00.573	59.101	30.793	30.679		42:34.371
24		1:40.636	48.496	25.985	26.155		42:03.363	24	2	2:03.969	1:01.365	31.934	30.670		44:38.340
25		1:40.686	48.004	26.178	26.504		43:44.049	25	2	2:13.518	1:05.802	35.192	32.524		46:51.858
26		1:41.440	48.663	26.251	26.526		45:25.489	26	2	2:11.686	1:04.917	33.634	33.135		49:03.544
27		1:42.149	48.990	26.428	26.731		47:07.638	27	2	2:10.862	1:03.629	33.915	33.318		51:14.406
28		1:43.132	49.774	26.531	26.827		48:50.770								
29		1:42.950	49.280	26.346	27.324		50:33.720								

120 Jon Aizpurua Saenz LIGIER JS2R							
GPX Miguel Angel Romero ESCUDERIA LA CORUÑA							
Vta	D	Tiempo	Sector 1	Sector 2	Sector 3	T. Spd	Elapsed
1	2	1:54.348	58.107	28.332	27.909		1:54.348
2	2	1:46.660	51.762	27.298	27.600		3:41.008
3	2	1:45.664	51.286	26.858	27.520		5:26.672
4	2	1:46.691	51.285	27.520	27.886		7:13.363
5	2	1:48.772	52.710	28.000	28.062		9:02.135
6	2	1:51.072	54.121	28.487	28.464		10:53.207
7	2	1:50.230	54.586	27.629	28.015		12:43.437
8	2	1:48.683	53.433	27.425	27.825		14:32.120
9	2	1:49.301	53.896	27.648	27.757		16:21.421
10	2	1:49.548	53.951	27.934	27.663		18:10.969
11	2	1:51.968	53.877	28.211	29.880		20:02.937
12	2	1:51.704	55.499		2:21.584		21:54.641
13	2	2:01.347 P	54.378	28.398	38.571		23:55.988
14	1	6:49.612 P	5:03.285	50.407	55.920		30:45.600
15	1	6:41.044 P	4:36.624		7:36.964		37:26.644
16	1	10:41.501 P	8:35.787		18:18.465		48:08.145



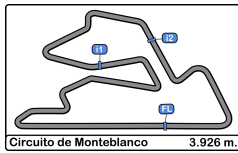


Monteblando
GT-CET
Carrera 2
Tiempos Por Vuelta



133 Ángel Santos Avasle							135 Leandro Martins								
GT4 Mikkel Kristensen Illan							GT Cup Dieter Svepes								
ESCUDERIA LA CORUÑA							RACAR MOTORSPORT								
Vta	D	Tiempo	Sector 1	Sector 2	Sector 3	T. Spd	Elapsed	Vta	D	Tiempo	Sector 1	Sector 2	Sector 3	T. Spd	Elapsed
1	2	1:53.881	56.791	28.853	28.237		1:53.881	1	1	1:45.950	50.944	25.529	29.477		1:45.950
2	2	1:46.541	51.691	27.265	27.585		3:40.422	2	1	1:39.942	48.416	25.603	25.923		3:25.892
3	2	1:45.790	51.142	27.041	27.607		5:26.212	3	1	1:39.448	48.304	25.321	25.823		5:05.340
4	2	1:47.039	51.271	27.695	28.073		7:13.251	4	1	1:38.775	47.522	25.460	25.793		6:44.115
5	2	1:47.120	52.390	27.177	27.553		9:00.371	5	1	1:44.140	53.055	25.169	25.916		8:28.255
6	2	1:46.281	51.217	27.501	27.563		10:46.652	6	1	1:39.873	47.814	26.180	25.879		10:08.128
7	2	1:45.593	51.191	27.138	27.264		12:32.245	7	1	1:39.961	47.966	26.086	25.909		11:48.089
8	2	1:45.669	51.314	26.976	27.379		14:17.914	8	1	1:40.008	47.962		2:05.917		13:28.097
9	2	1:45.517	50.962	27.148	27.407		16:03.431	9	1	1:38.628	47.619	25.324	25.685		15:06.725
10	2	1:45.745	51.317	27.061	27.367		17:49.176	10	1	1:39.547	48.098	25.518	25.931		16:46.272
11	2	1:45.496	51.339	26.968	27.189		19:34.672	11	1	1:38.682	47.402	25.496	25.784		18:24.954
12	2	1:45.433	51.107	26.990	27.336		21:20.105	12	1	1:39.442	47.790	25.817	25.835		20:04.396
13	2	1:46.767	51.270	27.373	28.124		23:06.872	13	1	1:43.693 P	47.721	25.663	30.309		21:48.089
14	2	1:49.791 P	50.993	27.084	31.714		24:56.663	14	2	3:30.930	2:40.247	25.313	25.370		25:19.019
15	1	3:26.503	2:30.183	28.016	28.304		28:23.166	15	2	1:38.107	47.233	25.236	25.638		26:57.126
16	1	1:47.668	52.303		2:15.972		30:10.834	16	2	1:38.557	47.260	25.419	25.878		28:35.683
17	1	1:46.993	51.590	27.435	27.968		31:57.827	17	2	1:39.027	47.427	25.605	25.995		30:14.710
18	1	1:45.217	51.095	26.948	27.174		33:43.044	18	2	1:38.671	47.662	25.246	25.763		31:53.381
19	1	1:45.170	50.813	27.046	27.311		35:28.214	19	2	1:38.268	47.451	25.170	25.647		33:31.649
20	1	1:45.754	51.087	27.099	27.568		37:13.968	20	2	1:37.697	47.076	25.195	25.426		35:09.346
21	1	1:45.350	51.192	26.812	27.346		38:59.318	21	2	1:38.727	47.859	25.342	25.526		36:48.073
22	1	1:45.828	51.128	26.803	27.897		40:45.146	22	2	1:38.767	47.760	25.354	25.653		38:26.840
23	1	1:46.161	50.951	27.634	27.576		42:31.307	23	2	1:37.825	47.068	25.233	25.524		40:04.665
24	1	1:44.708	50.671	26.762	27.275		44:16.015	24	2	1:38.009	47.256	25.225	25.528		41:42.674
25	1	1:45.760	51.473	27.058	27.229		46:01.775	25	2	1:38.288	47.303	25.313	25.672		43:20.962
26	1	1:45.525	51.147	26.927	27.451		47:47.300	26	2	1:37.653	47.094	25.203	25.356		44:58.615
27	1	1:45.659	50.906	26.941	27.812		49:32.959	27	2	1:38.847	47.647	25.555	25.645		46:37.462
28	1	1:48.179	52.578	27.394	28.207		51:21.138	28	2	1:38.243	47.363	25.369	25.511		48:15.705
								29	2	1:38.173	47.130	25.442	25.601		49:53.878





Monteblando
GT-CET
Carrera 2
Tiempos Por Vuelta



170

Agustin Sanabria Crespo

KTM GT4 **181**

Jan Schidlof Marek

MCLAREN ARTURA GT4

GT4

ESCUDERIA FARAON

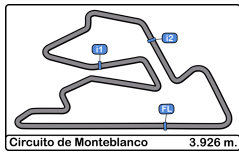
GT4

Francesc Guitierrez Agüi

ESCUDERIA BAIX EMPORDÀ

Vta	D	Tiempo	Sector 1	Sector 2	Sector 3	T. Spd	Elapsed	Vta	D	Tiempo	Sector 1	Sector 2	Sector 3	T. Spd	Elapsed
1		1:57.875	1:03.174	27.213	27.488		1:57.875	1	1	1:51.196	55.609	27.916	27.671		1:51.196
2		1:51.241	55.362	27.960	27.919		3:49.116	2	1	1:48.217	52.399	27.898	27.920		3:39.413
3		1:50.109	53.605	27.728	28.776		5:39.225	3	1	1:46.243	51.068	27.708	27.467		5:25.656
4		1:53.076	54.008	30.550	28.518		7:32.301	4	1	1:47.365	51.254	27.946	28.165		7:13.021
5		1:49.687	53.738	27.723	28.226		9:21.988	5	1	1:49.775	52.962	28.023	28.790		9:02.796
6		1:53.840	54.993	29.743	29.104		11:15.828	6	1	1:46.573	51.487	27.460	27.626		10:49.369
7		1:58.888	58.706	30.042	30.140		13:14.716	7	1	1:45.842	51.083	27.267	27.492		12:35.211
8		1:53.679	55.031	29.214	29.434		15:08.395	8	1	1:45.809	51.010	27.144	27.655		14:21.020
9		1:57.782	58.628	30.290	28.864		17:06.177	9	1	1:45.563	50.739	27.444	27.380		16:06.583
10		1:55.708	58.838	28.314	28.556		19:01.885	10	1	1:45.973	51.382	27.212	27.379		17:52.556
11		1:51.609	53.927	28.408	29.274		20:53.494	11	1	1:46.037	51.285	27.357	27.395		19:38.593
12		2:06.547 P	58.570	29.482	38.495		23:00.041	12	1	1:46.918	50.759		2:14.313		21:25.511
13		3:28.887	2:32.160	28.041	28.686		26:28.928	13	1	1:51.154 P	51.057	27.598	32.499		23:16.665
14		1:53.455	55.693	28.483	29.279		28:22.383	14	2	3:43.365	2:49.263	27.068	27.034		27:00.030
15		1:51.266	55.423	27.889	27.954		30:13.649	15	2	1:45.222	50.368	27.151	27.703		28:45.252
16		1:48.618	53.477	27.334	27.807		32:02.267	16	2	1:45.285	50.942	27.199	27.144		30:30.537
17		1:48.721	52.962	27.528	28.231		33:50.988	17	2	1:46.524	50.570	26.940	29.014		32:17.061
18		2:02.178	59.657	33.878	28.643		35:53.166	18	2	1:44.456	50.320	26.902	27.234		34:01.517
19		1:52.529	54.473	29.439	28.617		37:45.695	19	2	1:44.062	50.069	26.830	27.163		35:45.579
20		1:58.998	1:00.141	29.491	29.366		39:44.693	20	2	1:44.197	50.257	26.879	27.061		37:29.776
21		1:58.094	59.833	29.595	28.666		41:42.787	21	2	1:44.006	50.179	26.643	27.184		39:13.782
22		1:55.743	56.576	30.322	28.845		43:38.530	22	2	1:43.617	49.967	26.598	27.052		40:57.399
23		1:58.470	57.705	30.398	30.367		45:37.000	23	2	1:45.494	50.117	27.728	27.649		42:42.893
24		1:56.338	55.489	31.277	29.572		47:33.338	24	2	1:45.029	50.412	26.836	27.781		44:27.922
25		1:57.946	56.790	30.257	30.899		49:31.284	25	2	1:43.897	50.213	26.784	26.900		46:11.819
26		2:01.260	1:00.917	30.372	29.971		51:32.544	26	2	1:43.865	49.977	26.716	27.172		47:55.684
								27	2	1:43.885	50.197	26.640	27.048		49:39.569
								28	2	1:44.302	50.375	26.708	27.219		51:23.871





Montebianco

GT-CET

Carrera 2

Tiempos Por Vuelta

GT-CET
CAMPEONATO DE ESPAÑA

199

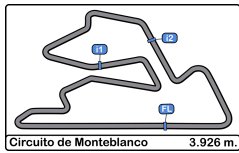
José Barros

PORSCHE 992 GT3 CUP

GT Cup

VELOSO MOTORSPORT

Vta	D	Tiempo	Sector 1	Sector 2	Sector 3	T. Spd	Elapsed
1		1:42.312	50.293	25.763	26.256		1:42.312
2		1:39.046	47.895	25.391	25.760		3:21.358
3		1:38.274	47.526	25.185	25.563		4:59.632
4		1:38.641	47.433		2:04.204		6:38.273
5		1:38.249	47.350		3:42.453		8:16.522
6		1:38.536	47.725	25.325	25.486		9:55.058
7		1:39.160	47.472	25.233	26.455		11:34.218
8		1:38.713	47.519	25.313	25.881		13:12.931
9		1:38.316	47.305		2:04.197		14:51.247
10		1:37.924	47.212	25.132	25.580		16:29.171
11		1:38.549	47.204		2:04.129		18:07.720
12		1:39.110	48.222		3:43.239		19:46.830
13		1:38.527	47.343	25.308	25.876		21:25.357
14		1:44.446 P	47.312	25.735	31.399		23:09.803
15		3:29.240	2:37.730	25.826	25.684		26:39.043
16		1:38.953	47.674	25.585	25.694		28:17.996
17		1:39.223	47.470	26.073	25.680		29:57.219
18		1:38.393	47.479	25.335	25.579		31:35.612
19		1:38.656	47.551	25.445	25.660		33:14.268
20		1:38.751	47.522	25.568	25.661		34:53.019
21		1:39.313	48.116	25.436	25.761		36:32.332
22		1:38.748	47.688	25.315	25.745		38:11.080
23		1:38.842	47.627	25.509	25.706		39:49.922
24		1:38.635	47.328		2:04.341		41:28.557
25		1:38.995	48.066	25.333	25.596		43:07.552
26		1:39.222	47.464	25.625	26.133		44:46.774
27		1:39.166	47.577	25.691	25.898		46:25.940
28		1:38.501	47.417	25.262	25.822		48:04.441
29		1:40.109	48.298	25.619	26.192		49:44.550



Montebianco

GT-CET

Carrera 2

Análisis



Num	Tiempo Vta.	Dif 1º
Vta 1		
199	1:42.312	
122	1:43.871	01.559
114	1:44.670	02.358
100	1:45.047	02.735
135	1:45.950	03.638
112	1:47.289	04.977
181	1:51.196	08.884
111	1:52.786	10.474
133	1:53.881	11.569
120	1:54.348	12.036
170	1:57.875	15.563
18	2:00.515	18.203
6	2:04.690	22.378
9	2:06.732	24.420
66	2:07.196	24.884
36	2:07.373	25.061

Num	Tiempo Vta.	Dif 1º
Vta 2		
199	1:39.046	
122	1:38.729	01.242
114	1:40.059	03.371
100	1:40.525	04.214
135	1:39.942	04.534
112	1:41.749	07.680
111	1:43.119	14.547
181	1:48.217	18.055
133	1:46.541	19.064
120	1:46.660	19.650
170	1:51.241	27.758
18	1:55.628	34.785
6	1:52.022	35.354
66	1:59.657	45.495
9	2:00.787	46.161
36	2:00.373	46.388

Num	Tiempo Vta.	Dif 1º
Vta 3		
199	1:38.274	
122	1:38.437	01.405
114	1:40.148	05.245
135	1:39.448	05.708
100	1:41.338	07.278
112	1:40.942	10.348
111	1:41.319	17.592
181	1:46.243	26.024
133	1:45.790	26.580
120	1:45.664	27.040
170	1:50.109	39.593
18	1:54.971	51.482
66	1:56.198	1:03.419
9	1:58.890	1:06.777
36	2:00.535	1:08.649
6	2:14.167	1:11.247

Num	Tiempo Vta.	Dif 1º
Vta 4		
199	1:38.641	

Num	Tiempo Vta.	Dif 1º
122	1:38.700	01.464
135	1:38.775	05.842
114	1:40.226	06.830
100	1:39.965	08.602
112	1:39.843	11.550
111	1:42.040	20.991
181	1:47.365	34.748
133	1:47.039	34.978
120	1:46.691	35.090
170	1:53.076	54.028
18	1:55.155	1:07.996
66	1:55.140	1:19.918
9	1:58.228	1:26.364
36	1:58.403	1:28.411

Num	Tiempo Vta.	Dif 1º
Vta 5		
199	1:38.249	
122	1:39.203	02.418
114	1:40.527	09.108
100	1:40.277	10.630
135	1:44.140	11.733
112	1:40.393	13.694
6	2:22.874	1 Lap
111	1:41.417	24.159
133	1:47.120	43.849
120	1:48.772	45.613
181	1:49.775	46.274
170	1:49.687	1:05.466
18	1:55.280	1:25.027
66	1:55.566	1:37.235

Num	Tiempo Vta.	Dif 1º
Vta 6		
199	1:38.536	
122	1:40.204	04.086
9	1:58.646	1 Lap
114	1:41.242	11.814
36	2:00.259	1 Lap
100	1:40.848	12.942
135	1:39.873	13.070
111	1:42.681	28.304
112	1:54.347	29.505
133	1:46.281	51.594
181	1:46.573	54.311
120	1:51.072	58.149
6	2:24.972	1 Lap
170	1:53.840	1:20.770

Num	Tiempo Vta.	Dif 1º
Vta 7		
199	1:39.160	
18	1:55.241	1 Lap
122	1:39.138	04.064
114	1:41.104	13.758
135	1:39.961	13.871
100	1:41.799	15.581
66	1:56.829	1 Lap
9	2:00.735	1 Lap

Num	Tiempo Vta.	Dif 1º
111	1:41.359	30.503
36	1:58.414	1 Lap
112	1:42.001	32.346
133	1:45.593	58.027
181	1:45.842	1:00.993
120	1:50.230	1:09.219

Num	Tiempo Vta.	Dif 1º
Vta 8		
199	1:38.713	
170	1:58.888	1 Lap
122	1:41.146	06.497
135	1:40.008	15.166
6	2:30.175	2 Laps
114	1:41.011	16.056
100	1:40.877	17.745
18	1:55.678	1 Lap
111	1:40.729	32.519
66	1:55.310	1 Lap
112	1:41.422	35.055
9	1:59.010	1 Lap
36	1:58.742	1 Lap
133	1:45.669	1:04.983
181	1:45.809	1:08.089
120	1:48.683	1:19.189

Num	Tiempo Vta.	Dif 1º
Vta 9		
199	1:38.316	
122	1:43.642	11.823
135	1:38.628	15.478
170	1:53.679	1 Lap
114	1:39.863	17.603
100	1:39.552	18.981
111	1:40.912	35.115
18	1:54.853	1 Lap
112	1:40.418	37.157
66	1:55.323	1 Lap
6	2:26.598	2 Laps
9	1:58.687	1 Lap
36	1:58.646	1 Lap
133	1:45.517	1:12.184
181	1:45.563	1:15.336
120	1:49.301	1:30.174

Num	Tiempo Vta.	Dif 1º
Vta 10		
199	1:37.924	
122	1:43.050	16.949
135	1:39.547	17.101
114	1:39.474	19.153
100	1:40.384	21.441
170	1:57.782	1 Lap
111	1:40.200	37.391
112	1:40.045	39.278
18	1:55.031	1 Lap
66	1:55.716	1 Lap
133	1:45.745	1:20.005
181	1:45.973	1:23.385

Num	Tiempo Vta.	Dif 1º
9	2:00.311	1 Lap
36	2:00.465	1 Lap

Num	Tiempo Vta.	Dif 1º
Vta 11		
199	1:38.549	
120	1:49.548	1 Lap
135	1:38.682	17.234
6	2:30.824	3 Laps
114	1:40.122	20.726
100	1:39.793	22.685
122	1:45.545	23.945
111	1:39.727	38.569
112	1:41.165	41.894
170	1:55.708	1 Lap
18	1:54.763	1 Lap
66	1:55.289	1 Lap
133	1:45.496	1:26.952
181	1:46.037	1:30.873

Num	Tiempo Vta.	Dif 1º
Vta 12		
199	1:39.110	
120	1:51.968	1 Lap
135	1:39.442	17.566
36	2:01.252	2 Laps
9	2:02.607	2 Laps
114	1:40.097	21.713
100	1:44.638	28.213
122	1:52.929	37.764
112	1:40.955	43.739
111	1:46.745	46.204
170	1:51.609	1 Lap
6	2:33.148	3 Laps
18	1:54.984	1 Lap
133	1:45.433	1:33.275

Num	Tiempo Vta.	Dif 1º
Vta 13		
199	1:38.527	
181	1:46.918	1 Lap
66	2:00.907	2 Laps
135	1:43.693	22.732
114	1:41.808	24.994
120	1:51.704	1 Lap
36	1:58.718	2 Laps
9	2:08.934	2 Laps
112	1:48.947	54.159
170	2:06.547	1 Lap
133	1:46.767	1:41.515
18	1:55.916	1 Lap

Num	Tiempo Vta.	Dif 1º
Vta 14		
199	1:44.446	
181	1:51.154	1 Lap
100	3:08.315	1 Lap
6	2:37.743	4 Laps
114	1:48.247	28.795
122	3:24.624	1 Lap

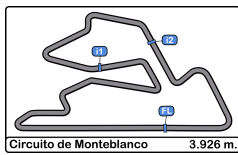
Num	Tiempo Vta.	Dif 1º
120	2:01.347	1 Lap
36	1:57.205	2 Laps
111	3:34.246	1 Lap
133	1:49.791	1:46.860
100	1:38.982	1:52.537
18	1:54.833	1 Lap
135	3:30.930	2:09.216
66	3:53.908	2 Laps
112	3:08.382	2:18.095
122	1:44.223	2:23.638
111	1:37.061	2:34.538
9	3:40.251	2 Laps
36	2:08.300	1 Lap
170	3:28.887	1 Lap

Num	Tiempo Vta.	Dif 1º
Vta 15		
199	3:29.240	
100	1:38.740	02.037
114	3:15.900	15.455
135	1:38.107	18.083
18	1:56.171	1 Lap
181	3:43.365	1 Lap
122	1:46.862	41.260
111	1:37.554	42.852
66	1:56.616	2 Laps
112	2:40.221	1:29.076

Num	Tiempo Vta.	Dif 1º
Vta 16		
199	1:38.953	
100	1:39.685	02.769
170	1:53.455	2 Laps
133	3:26.503	1 Lap
135	1:38.557	17.687
114	1:41.459	17.961
181	1:45.222	1 Lap
9	2:54.621	3 Laps
111	1:37.147	41.046
18	2:00.101	1 Lap
122	1:47.848	50.155
66	1:55.293	2 Laps

Num	Tiempo Vta.	Dif 1º
Vta 17		
199	1:39.223	
100	1:39.693	03.239
133	1:47.668	1 Lap
36	4:02.488	3 Laps
170	1:51.266	2 Laps
135	1:39.027	17.491
114	1:40.124	18.862
181	1:45.285	1 Lap
111	1:36.819	38.642
120	6:49.612	3 Laps
9	1:58.318	3 Laps
122	1:48.786	59.718
112	2:56.006	1 Lap
66	1:55.739	2 Laps





Monteblando

GT-CET

Carrera 2

Análisis



Num	Tiempo Vta.	Dif 1º
Vta 18		
199	1:38.393	
100	1:39.138	03.984
135	1:38.671	17.769
114	1:40.287	20.756
133	1:46.993	1 Lap
170	1:48.618	2 Laps
111	1:39.567	39.816
181	1:46.524	1 Lap
36	2:08.710	3 Laps
18	3:43.363	2 Laps
9	1:56.905	3 Laps
122	1:50.321	1:11.646
112	1:44.020	1 Lap
66	1:55.611	2 Laps

Num	Tiempo Vta.	Dif 1º
Vta 19		
199	1:38.656	
100	1:38.645	03.973
135	1:38.268	17.381
114	1:40.568	22.668
133	1:45.217	1 Lap
170	1:48.721	2 Laps
111	1:36.990	38.150
181	1:44.456	1 Lap
36	2:00.887	3 Laps
112	1:45.300	1 Lap
122	1:54.761	1:27.751
9	2:00.031	3 Laps
18	2:01.627	2 Laps

Num	Tiempo Vta.	Dif 1º
Vta 20		
199	1:38.751	
100	1:39.326	04.548
66	1:55.315	3 Laps
135	1:37.697	16.327
114	1:41.198	25.115
133	1:45.170	1 Lap
111	1:36.860	36.259
181	1:44.062	1 Lap
170	2:02.178	2 Laps
112	1:43.394	1 Lap
36	2:02.041	3 Laps

Num	Tiempo Vta.	Dif 1º
Vta 21		
199	1:39.313	
122	1:53.792	1 Lap
100	1:38.971	04.206
9	1:59.858	4 Laps
18	2:00.693	3 Laps
135	1:38.727	15.741
114	1:41.228	27.030
66	1:55.444	3 Laps
111	1:37.097	34.043
133	1:45.754	1 Lap
120	6:41.044	6 Laps

Num	Tiempo Vta.	Dif 1º
181	1:44.197	1 Lap
170	1:52.529	2 Laps
112	1:43.050	1 Lap
Num Tiempo Vta. Dif 1º		
Vta 22		
199	1:38.748	
100	1:38.874	04.332
36	2:02.732	4 Laps
135	1:38.767	15.760
122	1:57.058	1 Lap
114	1:41.655	29.937
111	1:37.365	32.660
18	2:00.028	3 Laps
9	2:01.437	4 Laps
66	1:56.233	3 Laps
133	1:45.350	1 Lap
181	1:44.006	1 Lap
112	1:43.273	1 Lap
170	1:58.998	2 Laps

Num	Tiempo Vta.	Dif 1º
Vta 23		
199	1:38.842	
100	1:39.073	04.563
135	1:37.825	14.743
111	1:38.792	32.610
114	1:41.710	32.805
36	2:00.915	4 Laps
122	2:00.929	1 Lap
133	1:45.828	1 Lap
9	2:00.292	4 Laps
18	2:01.500	3 Laps
66	1:55.607	3 Laps
181	1:43.617	1 Lap
112	1:43.674	1 Lap

Num	Tiempo Vta.	Dif 1º
Vta 24		
199	1:38.635	
100	1:39.204	05.132
135	1:38.009	14.117
170	1:58.094	3 Laps
111	1:37.074	31.049
114	1:40.636	34.806
36	1:59.665	4 Laps
133	1:46.161	1 Lap
122	2:00.573	1 Lap
181	1:45.494	1 Lap
18	1:59.790	3 Laps
9	2:03.321	4 Laps
66	1:56.200	3 Laps

Num	Tiempo Vta.	Dif 1º
Vta 25		
199	1:38.995	
100	1:39.054	05.191
112	1:46.702	2 Laps
135	1:38.288	13.410
111	1:37.369	29.423

Num	Tiempo Vta.	Dif 1º
170	1:55.743	3 Laps
114	1:40.686	36.497
133	1:44.708	1 Lap
181	1:45.029	1 Lap
36	2:04.288	4 Laps
122	2:03.969	1 Lap
66	1:56.328	3 Laps
18	2:00.612	3 Laps

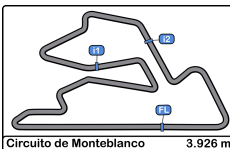
Num	Tiempo Vta.	Dif 1º
Vta 26		
199	1:39.222	
100	1:38.866	04.835
9	2:03.998	5 Laps
112	1:43.581	2 Laps
135	1:37.653	11.841
111	1:36.681	26.882
114	1:41.440	38.715
170	1:58.470	3 Laps
133	1:45.760	1 Lap
181	1:43.897	1 Lap

Num	Tiempo Vta.	Dif 1º
Vta 27		
199	1:39.166	
36	2:03.884	5 Laps
135	1:38.847	11.522
112	1:45.642	2 Laps
66	1:57.432	4 Laps
18	1:59.167	4 Laps
111	1:37.425	25.141
122	2:13.518	2 Laps
9	2:05.650	5 Laps
114	1:42.149	41.698
170	1:56.338	3 Laps
133	1:45.525	1 Lap
181	1:43.865	1 Lap

Num	Tiempo Vta.	Dif 1º
Vta 28		
199	1:38.501	
120	10:41.501	12 Laps
135	1:38.243	11.264
112	1:42.813	2 Laps
111	1:38.742	25.382
66	1:56.290	4 Laps
18	1:58.675	4 Laps
36	2:13.844	5 Laps
114	1:43.132	46.329
9	2:02.228	5 Laps
122	2:11.686	2 Laps
170	1:57.946	3 Laps
133	1:45.659	1 Lap
181	1:43.885	1 Lap

Num	Tiempo Vta.	Dif 1º
Vta 29		
199	1:40.109	
135	1:38.173	09.328
111	1:39.130	24.403



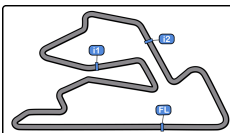


Monteblanco
GT-CET
Carrera 2
Mejores Sectores



Sector - 1			Sector - 2			Sector - 3			Vta. Ideal vs Vta. Mejor		
Clas	Nº Piloto	Tiempo	Nº Piloto	Tiempo	Nº Piloto	Tiempo	Clas	Nº Piloto	Vta. Ideal	Vta. Mejor	Clas
1	111 Yeregui - Carretero	46.450	111 Yeregui - Carretero	24.852	111 Yeregui - Carretero	24.948	1	111 Yeregui - Carretero	1:36.250	1:36.681	1
2	135 Martins - Svepes	47.068	199 José Barros	25.132	135 Martins - Svepes	25.356	2	135 Martins - Svepes	1:37.593	1:37.653	2
3	199 José Barros	47.204	135 Martins - Svepes	25.169	122 Barambio - Garcia	25.485	3	199 José Barros	1:37.822	1:37.924	3
4	100 Bras - Gonzalez	47.417	122 Barambio - Garcia	25.273	199 José Barros	25.486	4	122 Barambio - Garcia	1:38.356	1:38.437	4
5	122 Barambio - Garcia	47.598	100 Bras - Gonzalez	25.314	114 Hendrik Van Zoest	25.680	5	100 Bras - Gonzalez	1:38.428	1:38.645	5
6	114 Hendrik Van Zoest	48.004	112 Lourinho - Gomez	25.416	100 Bras - Gonzalez	25.697	6	114 Hendrik Van Zoest	1:39.238	1:39.474	6
7	112 Lourinho - Gomez	48.112	114 Hendrik Van Zoest	25.554	112 Lourinho - Gomez	25.861	7	112 Lourinho - Gomez	1:39.389	1:39.843	7
8	181 Schidlof - Guitierrez	49.967	181 Schidlof - Guitierrez	26.598	181 Schidlof - Guitierrez	26.900	8	181 Schidlof - Guitierrez	1:43.465	1:43.617	8
9	133 Santos - Kristensen	50.671	133 Santos - Kristensen	26.762	133 Santos - Kristensen	27.174	9	133 Santos - Kristensen	1:44.607	1:44.708	9
10	120 Aizpurua - Romero	51.285	120 Aizpurua - Romero	26.858	170 Agustin Sanabria Crespo	27.488	10	120 Aizpurua - Romero	1:45.663	1:45.664	10
11	170 Agustin Sanabria Crespo	52.962	170 Agustin Sanabria Crespo	27.213	120 Aizpurua - Romero	27.520	11	170 Agustin Sanabria Crespo	1:47.663	1:48.618	11
12	6 Cañizares - Menkes	53.442	6 Cañizares - Menkes	28.411	6 Cañizares - Menkes	28.934	12	6 Cañizares - Menkes	1:50.787	1:52.022	12
13	18 Lopez - Rodriguez	55.656	18 Lopez - Rodriguez	29.319	18 Lopez - Rodriguez	29.717	13	18 Lopez - Rodriguez	1:54.692	1:54.763	13
14	36 Alvarez - Santos	55.703	66 Laurent Puitgmal	29.355	66 Laurent Puitgmal	29.780	14	66 Laurent Puitgmal	1:54.979	1:55.140	14
15	66 Laurent Puitgmal	55.844	9 Albors - Lopez	30.094	9 Albors - Lopez	29.996	15	36 Alvarez - Santos	1:56.154	1:57.205	16
16	9 Albors - Lopez	56.815	36 Alvarez - Santos	30.397	36 Alvarez - Santos	30.054	16	9 Albors - Lopez	1:56.905	1:56.905	15





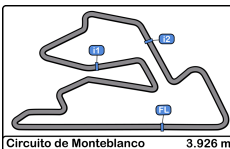
Monteblanco
 GT-CET
 Carrera 2
Secuencia Líder

Circuito de Monteblanco 3.926 m.



Nº	Equipo/Concursante	Piloto 1	Piloto 2	Vehículo	Cat	Vta. Inicio	Vta. Fin	Vtas.	Total Vtas.
199	VELOSO MOTORSPORT	José Barros		PORSCHE 992 GT3 CUP	GT Cup	1	29	29	29





Monteblanco

GT-CET

Carrera 2

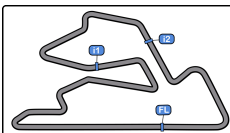
5 Mejores Tiempos

GT-CET
CAMPEONATO DE ESPAÑA

Circuito de Monteblanco 3.926 m.

Cl	Nº	Equipo/Concursante	Piloto 1	Piloto 2	Vehiculo	Cat	Cl	Mejor 1		Mejor 2		Mejor 3		Mejor 4		Mejor 5	
								Tiempo	Vta	Tiempo	Vta	Tiempo	Vta	Tiempo	Vta	Tiempo	Vta
1	111	CD DAGO	Pablo Yeregui Ybarra	Daniel Carretero Ortega	AUDI R8	GPX	1	1:36.681	26	1:36.819	17	1:36.860	20	1:36.990	19	1:37.061	14
2	135	RACAR MOTORSPORT	Leandro Martins	Dieter Svepes	PORSCHE 992 GT3 CUP	GT Cup	1	1:37.653	26	1:37.697	20	1:37.825	23	1:38.009	24	1:38.107	15
3	199	VELOSO MOTORSPORT	José Barros		PORSCHE 992 GT3 CUP	GT Cup	2	1:37.924	10	1:38.249	5	1:38.274	3	1:38.316	9	1:38.393	18
4	122	GT CORSE	Alejandro Barambio Perea	Borja Garcia Menendez	PORSCHE 992 GT3 CUP	GT Cup	3	1:38.437	3	1:38.700	4	1:38.729	2	1:39.138	7	1:39.203	5
5	100	ESCUADERIA FARAON	Pablo V. Bras Silvero	Fernando Gonzalez Gonzalez	PORSCHE 992 GT3 CUP	GT Cup	4	1:38.645	19	1:38.740	15	1:38.866	26	1:38.874	22	1:38.971	21
6	114	SKUALO COMPETICIÓN	Hendrik Van Zoest	JF	PORSCHE 992 GT3 CUP	GT Cup	5	1:39.474	10	1:39.863	9	1:40.059	2	1:40.097	12	1:40.122	11
7	112	ESCUADERIA FARAON	Pedro M. Lourinho Bras	Miguel Gomez Guillen	PORSCHE 992 GT3 CUP	GT Cup	6	1:39.843	4	1:40.045	10	1:40.393	5	1:40.418	9	1:40.942	3
8	181	ESCUADERIA BAIX EMPORDÀ	Jan Schidlof Marek	JF Francesc Guitierrez Agüi	MCLAREN ARTURA GT4	GT4	1	1:43.617	22	1:43.865	26	1:43.885	27	1:43.897	25	1:44.006	21
9	133	ESCUADERIA LA CORUÑA	Ángel Santos Avalle	Mikkel Kristensen Illan	LIGIER JS2R	GT4	2	1:44.708	24	1:45.170	19	1:45.217	18	1:45.350	21	1:45.433	12
10	120	ESCUADERIA LA CORUÑA	Jon Aizpurua Saenz	JF Miguel Angel Romero	LIGIER JS2R	GPX	2	1:45.664	3	1:46.660	2	1:46.691	4	1:48.683	8	1:48.772	5
11	170	ESCUADERIA FARAON	Agustin Sanabria Crespo		KTM GT4	GT4	3	1:48.618	16	1:48.721	17	1:49.687	5	1:50.109	3	1:51.241	2
12	6	RX PRO RACING	Manuel Cañizares Tortosa	JR Marcos Menkes Campelo	JR PEUGEOT 308 RACING CUP	D1	1	1:52.022	2	2:04.690	1	2:14.167	3	2:22.874	4	2:24.972	5
13	18	C.D.PLEMAR SPORT	Jose Luis Lopez Valdivielso	JF Alvaro Rodriguez Sastre	RENAULT CLIO CUP IV	D3	1	1:54.763	10	1:54.833	13	1:54.853	8	1:54.971	3	1:54.984	11
14	66	MOTOR CLUB SABADELL	Laurent Puitgmal		RENAULT CLIO CUP IV	D3	2	1:55.140	4	1:55.289	10	1:55.293	14	1:55.310	7	1:55.315	17
15	9	BALBOR MOTORSPORT C.A.	Jose Luis Albors Aleixandre	JF German Lopez Balboa	RENAULT CLIO CUP IV	D3	3	1:56.905	15	1:58.228	4	1:58.318	14	1:58.646	5	1:58.687	8
16	36	UCAV RACING	Carlos Alvarez Sindin	JF José Santos Pérez	SEAT LEON SUPERCOPA MK2	D1	2	1:57.205	12	1:58.403	4	1:58.414	6	1:58.646	8	1:58.718	11





Monteblanco

GT-CET

Carrera 2

Secuencia Vueltas Rápidas

Circuito de Monteblanco 3.926 m.

GT-CET
CAMPEONATO DE ESPAÑA

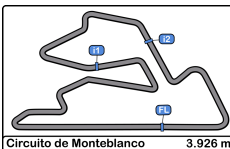
Vta	Hora Día	Tiempo Sesión	Nº Equipo/Concursante	Piloto 1	Piloto 2	Vehículo	Cat	Tiempo	Km/h
2	16:41:35.288	3:21.288	199 VELOSO MOTORSPORT	José Barros		PORSCHE 992 GT3 CUP	GT Cup	1:39.046	142.6
2	16:41:36.530	3:22.530	122 GT CORSE	<u>Alejandro Barambio Perea</u>	Borja Garcia Menendez	PORSCHE 992 GT3 CUP	GT Cup	1:38.729	143.1
3	16:43:13.562	4:59.562	199 VELOSO MOTORSPORT	José Barros		PORSCHE 992 GT3 CUP	GT Cup	1:38.274	143.8
5	16:46:30.452	8:16.452	199 VELOSO MOTORSPORT	José Barros		PORSCHE 992 GT3 CUP	GT Cup	1:38.249	143.8
10	16:54:43.101	16:29.101	199 VELOSO MOTORSPORT	José Barros		PORSCHE 992 GT3 CUP	GT Cup	1:37.924	144.3
14	17:03:58.271	25:44.271	111 CD DAGO	<u>Pablo Yeregui Ybarra</u>	Daniel Carretero Ortega	AUDI R8	GPX	1:37.061	145.6
17	17:08:49.791	30:35.791	111 CD DAGO	<u>Pablo Yeregui Ybarra</u>	Daniel Carretero Ortega	AUDI R8	GPX	1:36.819	145.9
26	17:23:27.586	45:13.586	111 CD DAGO	<u>Pablo Yeregui Ybarra</u>	Daniel Carretero Ortega	AUDI R8	GPX	1:36.681	146.1

V-LINE DRG.

CRONO COCA

PIRELLI





Monteblanco

GT-CET

Carrera 2

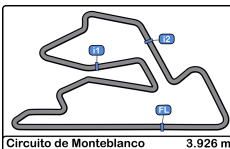
Cuentavueltas

GT-CET
CAMPEONATO DE ESPAÑA

VTA

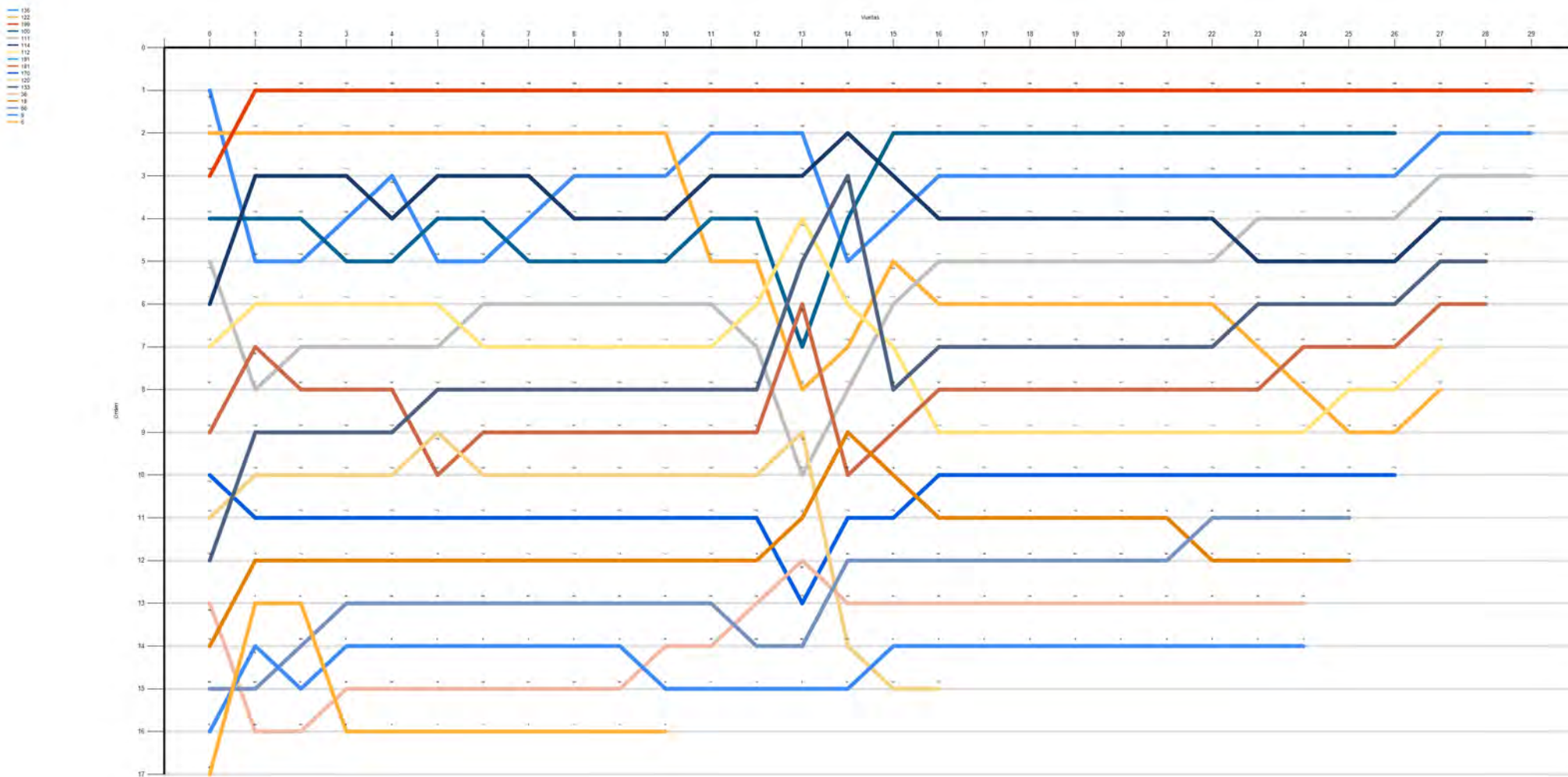
Nr	Po	Grid	1	2	3	4	5	6	7	8	9	10	11	12	13	14	15	16	17	18	19	20	21	22	23	24	25	26	27	28	29	
135	1	135	199	199	199	199	199	199	199	199	199	199	199	199	199	199	199	199	199	199	199	199	199	199	199	199	199	199	199	199		
122	2	122	122	122	122	122	122	122	122	122	122	122	135	135	135	114	100	100	100	100	100	100	100	100	100	100	100	100	135	135	135	
199	3	199	114	114	114	135	114	114	114	135	135	135	114	114	114	133	114	135	135	135	135	135	135	135	135	135	135	135	111	111	111	
100	4	100	100	100	135	114	100	100	135	114	114	114	100	100	112	100	135	114	114	114	114	114	114	111	111	111	111	111	111	114	114	114
111	5	111	135	135	100	100	135	135	100	100	100	100	122	122	133	135	122	111	111	111	111	111	111	111	114	114	114	114	133	133		
114	6	114	112	112	112	112	112	111	111	111	111	111	111	112	181	112	111	122	122	122	122	122	122	122	133	133	133	133	181	181	181	
112	7	112	181	111	111	111	111	112	112	112	112	112	112	111	100	122	112	133	133	133	133	133	133	133	122	181	181	181	112			
191	8	191	111	181	181	181	133	133	133	133	133	133	133	133	122	111	133	181	181	181	181	181	181	181	181	122	112	112	122			
181	9	181	133	133	133	133	120	181	181	181	181	181	181	181	120	18	181	112	112	112	112	112	112	112	112	112	112	122	122			
170	10	170	120	120	120	120	181	120	120	120	120	120	120	120	111	181	18	170	170	170	170	170	170	170	170	170	170	170	170	170		
120	11	120	170	170	170	170	170	170	170	170	170	170	170	170	18	170	170	18	18	18	18	18	18	66	66	66	66	66				
133	12	133	18	18	18	18	18	18	18	18	18	18	18	18	36	66	66	66	66	66	66	66	66	18	18	18	18	18				
36	13	36	6	6	66	66	66	66	66	66	66	66	66	66	36	170	36	36	36	36	36	36	36	36	36	36	36	36				
18	14	18	9	66	9	9	9	9	9	9	9	36	36	66	66	120	9	9	9	9	9	9	9	9	9	9						
66	15	66	66	9	36	36	36	36	36	36	36	9	9	9	9	9	120	120														
9	16	9	36	36	6	6	6	6	6	6	6	6																				
6	17	6																														

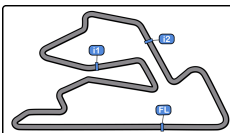




Monteblanco
 GT-CET
 Carrera 2
 Cuentavueltas Gráfico

GT-CET
 CAMPEONATO DE ESPAÑA





Monteblanco

GT-CET

Carrera 2

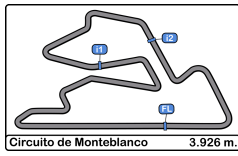
Tiempos Parada en Pit

Circuito de Monteblanco 3.926 m.

GT-CET
CAMPEONATO DE ESPAÑA

Ord	Nr.	In Day Time	Equipo/Concursante	Piloto 1	Piloto 2	Vehiculo	Cat	Tiempo Entrada	Parada N°	Tiempo Box	Handicap	Diff.
1	100	16:58:26.325	ESCUADERIA FARAON	Pablo V. Bras Silvero	Fernando Gonzalez Gonzalez	PORSCHE 992 GT3 CUP	GT Cu	20:12.395	1	1:30.199	1:30	
2	122	16:58:36.214	GT CORSE	Alejandro Barambio Perea	Borja Garcia Menendez	PORSCHE 992 GT3 CUP	GT Cu	20:22.284	1	1:42.899	1:40	
3	111	16:58:44.292	CD DAGO	Pablo Yeregui Ybarra	Daniel Carretero Ortega	AUDI R8	GPX	20:30.363	1	2:00.303	1:55	
4	66	16:59:44.785	MOTOR CLUB SABADELL	Laurent Puitgmal		RENAULT CLIO CUP IV	D3	21:30.855	1	1:59.371	1:55	
5	135	16:59:59.566	RACAR MOTORSPORT	Leandro Martins	Dieter Svepes	PORSCHE 992 GT3 CUP	GT Cu	21:45.636	1	1:55.202	1:55	
6	9	17:00:25.165	BALBOR MOTORSPORT C.A.	Jose Luis Albors Aleixandre	JF German Lopez Balboa	RENAULT CLIO CUP IV	D3	22:11.235	1	1:35.709	1:30	
7	112	17:00:31.168	ESCUADERIA FARAON	Pedro M. Lourinho Bras	Miguel Gomez Guillen	PORSCHE 992 GT3 CUP	GT Cu	22:17.239	1	1:26.719	1:20	
8	170	17:01:11.591	ESCUADERIA FARAON	Agustin Sanabria Crespo		KTM GT4	GT4	22:57.661	1	1:42.115	1:35	
9	199	17:01:21.371	VELOSO MOTORSPORT	José Barros		PORSCHE 992 GT3 CUP	GT Cu	23:07.441	1	1:52.789	1:50	
10	181	17:01:28.327	ESCUADERIA BAIX EMPORDÀ	Jan Schidlof Marek	JF Francesc Guitierrez Agüi	MCLAREN ARTURA GT4	GT4	23:14.397	1	2:00.138	1:55	
11	6	17:01:49.201	RX PRO RACING	Manuel Cañizares Tortosa	JR Marcos Menkes Campelo	PEUGEOT 308 RACING CUP	D1	23:35.271	1	2:24.180	1:55	
12	114	17:01:50.179	SKUALO COMPETICIÓN	Hendrik Van Zoest	JF	PORSCHE 992 GT3 CUP	GT Cu	23:36.249	1	1:23.424	1:20	
13	120	17:02:07.344	ESCUADERIA LA CORUÑA	Jon Aizpurua Saenz	JF Miguel Angel Romero	LIGIER JS2R	GPX	23:53.414	1	3:33.845	1:50	
14	133	17:03:08.144	ESCUADERIA LA CORUÑA	Ángel Santos Avalor	Mikkel Kristensen Illan	LIGIER JS2R	GT4	24:54.215	1	1:41.199	1:40	
15	9	17:04:05.503	BALBOR MOTORSPORT C.A.	Jose Luis Albors Aleixandre	JF German Lopez Balboa	RENAULT CLIO CUP IV	D3	25:51.574	2	59.449	1:30	-30.551
16	36	17:04:20.074	UCAV RACING	Carlos Alvarez Sindin	JF José Santos Pérez	SEAT LEON SUPERCOPA MK2	D1	26:06.144	1	1:56.297	1:55	
17	112	17:06:19.779	ESCUADERIA FARAON	Pedro M. Lourinho Bras	Miguel Gomez Guillen	PORSCHE 992 GT3 CUP	GT Cu	28:05.849	2	1:12.652	1:20	-7.348
18	18	17:07:10.262	C.D.PLEMAR SPORT	Jose Luis Lopez Valdivielso	JF Alvaro Rodriguez Sastre	RENAULT CLIO CUP IV	D3	28:56.332	1	1:46.730	1:45	
19	120	17:08:57.079	ESCUADERIA LA CORUÑA	Jon Aizpurua Saenz	JF Miguel Angel Romero	LIGIER JS2R	GPX	30:43.149	2	2:59.210	1:50	
20	120	17:15:37.728	ESCUADERIA LA CORUÑA	Jon Aizpurua Saenz	JF Miguel Angel Romero	LIGIER JS2R	GPX	37:23.798	3	6:24.780	1:50	

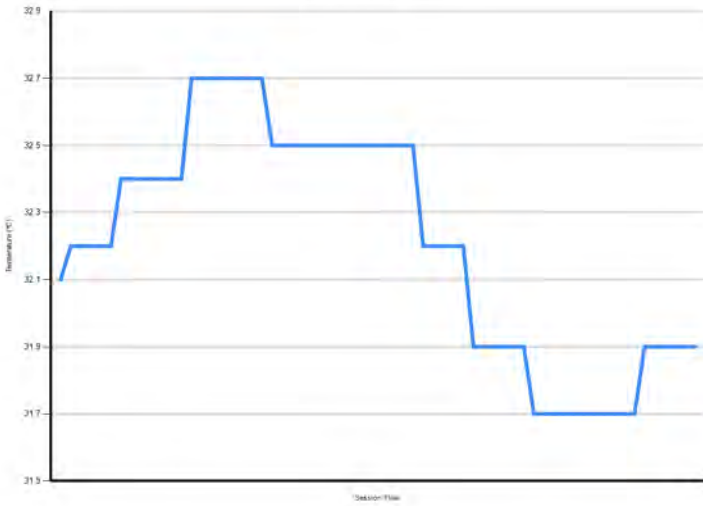




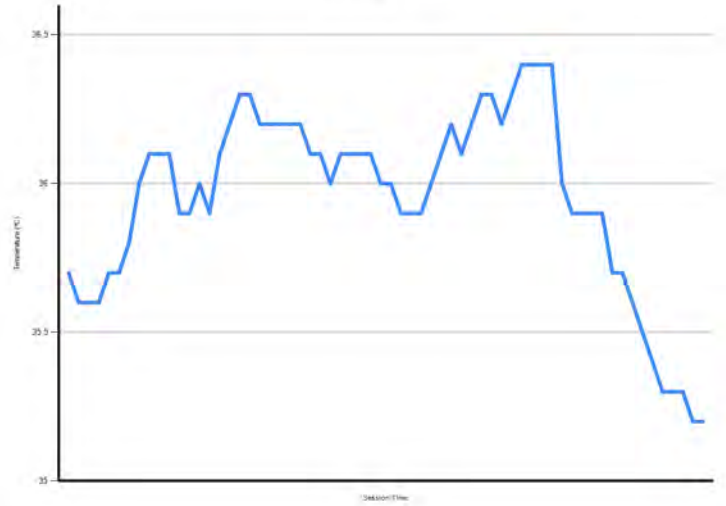
Monteblando
GT-CET
Carrera 2
Informe Meteorológico



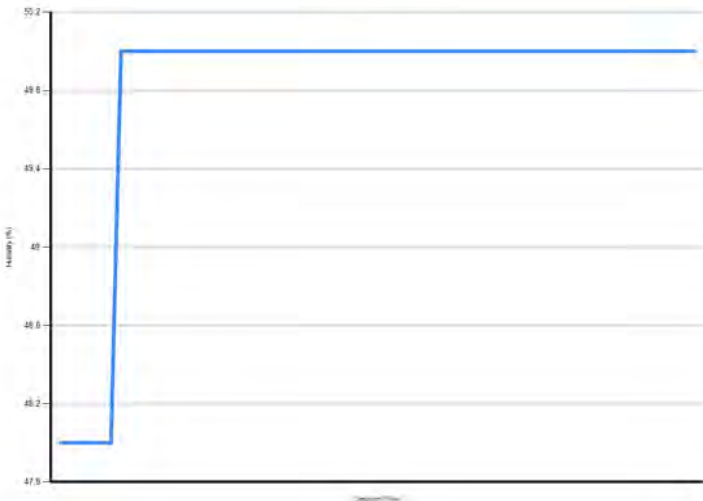
Temperatura Aire



Temperatura Pista



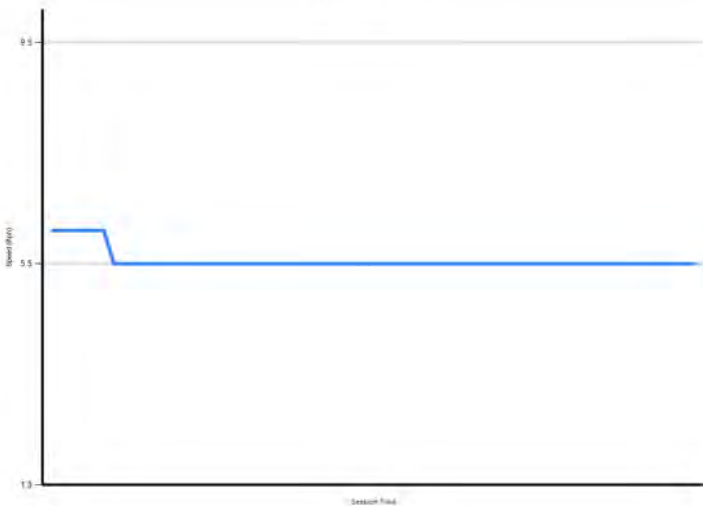
Humidad



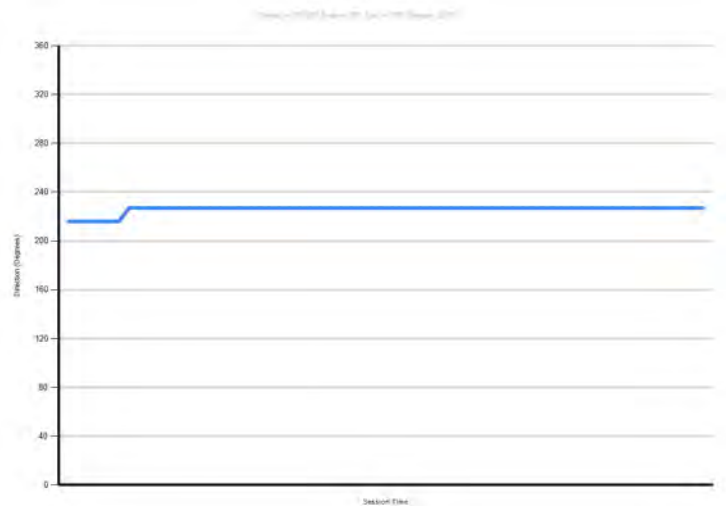
Presión

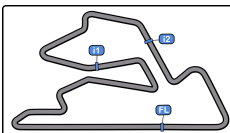


Velocidad Viento



Dirección Viento





Monteblanco

GT-CET

Carrera 2

Resultados Finales

Circuito de Monteblanco 3.926 m.



Cls	Nº	Equipo/Concursante	Piloto 1	Piloto 2	Vehiculo	Cat	Cl	Vtas.	Tiempo	Dif 1º	Interval	Km/h	Mejor	Tiempo	Km/h
1	199	VELOSO MOTORSPORT	José Barros		PORSCHE 992 GT3 CUP	GT Cup	1	29	49:44.550			137.3	10	1:37.924	144.3
2	135	RACAR MOTORSPORT	<u>Leandro Martins</u>	Dieter Svepes	PORSCHE 992 GT3 CUP	GT Cup	2	29	49:53.878	9.328	9.328	136.9	26	1:37.653	144.7
3	111	CD DAGO	<u>Pablo Yeregui Ybarra</u>	Daniel Carretero Ortega	AUDI R8	GPX	1	29	50:08.953	24.403	15.075	136.2	26	1:36.681	146.1
4	114	SKUALO COMPETICIÓN	Hendrik Van Zoest	JF	PORSCHE 992 GT3 CUP	GT Cup	3	29	50:33.720	49.170	24.767	135.1	10	1:39.474	142.0
5	133	ESCUADERIA LA CORUÑA	Ángel Santos Avalor	<u>Mikkel Kristensen Illan</u>	LIGIER JS2R	GT4	1	28	51:21.138	1 Vta.	1 Vta.	128.4	24	1:44.708	134.9
6	181	ESCUADERIA BAIX EMPORDÀ	<u>Jan Schidlof Marek</u>	JF Francesc Guitierrez Agüi	MCLAREN ARTURA GT4	GT4	2	28	51:23.871	1 Vta.	2.733	128.3	22	1:43.617	136.4
7	112	ESCUADERIA FARAON	Pedro M. Lourinho Bras	<u>Miguel Gomez Guillen</u>	PORSCHE 992 GT3 CUP	GT Cup	4	27	50:09.677	2 Vtas.	1 Vta.	126.7	4	1:39.843	141.5
8	122	GT CORSE	<u>Alejandro Barambio Perea</u>	Borja Garcia Menendez	PORSCHE 992 GT3 CUP	GT Cup	5	27	51:14.406	2 Vtas.	1:04.729	124.1	3	1:38.437	143.5
9	100	ESCUADERIA FARAON	Pablo V. Bras Silvero	<u>Fernando Gonzalez Gonzalez</u>	PORSCHE 992 GT3 CUP	GT Cup	6	26	44:51.609	3 Vtas.	1 Vta.	136.5	19	1:38.645	143.2
10	170	ESCUADERIA FARAON	Agustin Sanabria Crespo		KTM GT4	GT4	3	26	51:32.544	3 Vtas.	6:40.935	118.8	16	1:48.618	130.1
11	66	MOTOR CLUB SABADELL	Laurent Puitgmal		RENAULT CLIO CUP IV	D3	1	25	50:36.529	4 Vtas.	1 Vta.	116.3	4	1:55.140	122.7
12	18	C.D.PLEMAR SPORT	Jose Luis Lopez Valdivielso	JF <u>Alvaro Rodriguez Sastre</u>	RENAULT CLIO CUP IV	D3	2	25	50:46.037	4 Vtas.	9.508	115.9	10	1:54.763	123.1
13	36	UCAV RACING	Carlos Alvarez Sindin	JF <u>José Santos Pérez</u>	SEAT LEON SUPERCOPA MK2	D1	1	24	50:49.958	5 Vtas.	1 Vta.	111.2	12	1:57.205	120.5
14	9	BALBOR MOTORSPORT C.A.	<u>Jose Luis Albors Aleixandre</u>	JF German Lopez Balboa	RENAULT CLIO CUP IV	D3	3	24	51:01.798	5 Vtas.	11.840	110.7	15	1:56.905	120.8
Not classified: (Requirements: 75% of number laps of leader = 22 Laps)															
120	ESCUADERIA LA CORUÑA	Jon Aizpurua Saenz	JF	<u>Miguel Angel Romero</u>	LIGIER JS2R	GPX	2	16	48:08.145	13 Vtas.	8 Vtas.	78.2	3	1:45.664	133.7
6	RX PRO RACING	Manuel Cañizares Tortosa	JR	<u>Marcos Menkes Campelo</u>	JR PEUGEOT 308 RACING CUP	D1	2	10	23:37.213	19 Vtas.	6 Vtas.	99.7	2	1:52.022	126.1
191	VELOSO MOTORSPORT	Jean-Roch Piat	JF		PORSCHE 991.1 GT3 CUP	GT Cup	7								

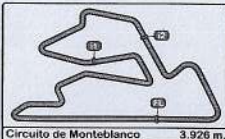
Vta. Rápida Yeregui - Carretero en 1:36.681 a 146.1 Km/h en la vta. 26

Publicado a las:.....

Temp Pista: 35.2 °C Temp Aire: 31.9 °C Humedad: 50 % Estado Pista: SECA

Comisarios Deportivos:	Josep Cartanya	Juan Luis Elena Falco	Carlos Melero Mora	Cronometrador: Luis García
	CD-989-ESP/CAT	CD-0350-ESP/AN	CD-2124-ESP/AN	





Monteblanco
GT-CET
Entrenamiento Cronometrado 1
Resultados Finales

GT-CET
CAMPEONATO DE ESPAÑA

Cls	Nº	Equipo/Concursante	Piloto 1	Piloto 2	Vehiculo	Cat	Cls	Vtas.	Mejor	Tiempo	Dif 1º	Interval	Km/h
1	111	CD DAGO	Pablo Yeregui Ybarra	<u>Daniel Carretero Ortega</u>	AUDI R8	GPX	1	7	6	1:35.033			148.7
2	122	GT CORSE	Alejandro Barambio Perea	<u>Borja Garcia Menendez</u>	PORSCHE 992 GT3 CUP	GT Cup	1	9	3	1:35.743	0.710	0.710	147.6
3	135	RACAR MOTORSPORT	<u>Leandro Martins</u>	Dieter Svepes	PORSCHE 992 GT3 CUP	GT Cup	2	13	11	1:36.822	1.789	1.079	145.9
4	199	VELOSO MOTORSPORT	José Barros		PORSCHE 992 GT3 CUP	GT Cup	3	11	9	1:37.072	2.039	0.250	145.5
5	100	ESCUADERIA FARAON	Pablo V. Bras Silvero	<u>Fernando Gonzalez Gonzalez</u>	PORSCHE 992 GT3 CUP	GT Cup	4	6	5	1:37.862	2.829	0.790	144.4
6	114	SKUALO COMPETICIÓN	Hendrik Van Zoest	JF	PORSCHE 992 GT3 CUP	GT Cup	5	10	9	1:38.579	3.546	0.717	143.3
7	118	ESCUADERIA FARAON	<u>Alvaro Fontes Blanco</u>	Pedro M. Silvero Castilla	FERRARI 488 CH EVO	GPX	2	6	4	1:39.413	4.380	0.834	142.1
8	112	ESCUADERIA FARAON	<u>Pedro M. Lourinho Bras</u>	Miguel Gomez Guillen	PORSCHE 992 GT3 CUP	GT Cup	6	6	5	1:40.249	5.216	0.836	140.9
9	191	VELOSO MOTORSPORT	Jean-Roch Piat	JF	PORSCHE 991,1 GT3 CUP	GT Cup	7	10	9	1:42.497	7.464	2.248	137.8
10	170	ESCUADERIA FARAON	Agustin Sanabria Crespo		KTM GT4	GT4	1	7	6	1:43.072	8.039	0.575	137.1
11	181	ESCUADERIA BAIX EMPORDÀ	<u>Jan Schidlof Marek</u>	JF Francesc Guitierrez Agüi	MCLAREN ARTURA GT4	GT4	2	10	9	1:44.180	9.147	1.108	135.6
12	133	ESCUADERIA LA CORUÑA	<u>Ángel Santos Avalue</u>	Mikkel Kristensen Illan	LIGIER JS2R	GT4	3	6	5	1:44.403	9.370	0.223	135.3
13	6	RX PRO RACING	<u>Manuel Cañizares Tortosa</u>	JR Marcos Menkes Campelo	PEUGEOT 308 RACING CUP	D1	1	8	6	1:46.811	11.778	2.408	132.3
14	120	ESCUADERIA LA CORUÑA	<u>Jon Aizpurua Saenz</u>	JF Miguel Angel Romero	LIGIER JS2R	GPX	3	5	4	1:53.593	18.560	6.782	124.4
15	36	UCAV RACING	<u>Carlos Alvarez Sardin</u>	JF José Santos Pérez	SEAT LEON SUPERCOPA MK2	D1	2	6	4	1:54.410	19.377	0.817	123.5
16	66	MOTOR CLUB SABADELL	Laurent Puitgmal		RENAULT CLIO CUP IV	D3	1	5	4	1:55.557	20.524	1.147	122.3
17	9	BALBOR MOTORSPORT C.A.	Jose Luis Albors Aleixandre	JF <u>German Lopez Balboa</u>	RENAULT CLIO CUP IV	D3	2	9	8	1:55.909	20.876	0.352	121.9
18	18	C.D.PLEMAR SPORT	<u>Jose Luis Lopez Valdivielso</u>	JF Alvaro Rodriguez Sastre	RENAULT CLIO CUP IV	D3	3	12	4	1:56.637	21.604	0.728	121.1

Publicado a las:.....

Temp Pista: 30.7 °C Temp Aire: 25.4 °C Humedad: 46 % Estado Pista: SECA

Comisarios Deportivos:

Josep Cartanya

CD-989-ESP/CAT

Juan Luis Elena Falco

CD-0350-ESP/AN

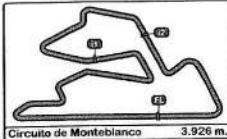
Carlos Melero Mora

CD-2124-ESP/AN

Cronometrador: Luis Garcia

JOB-2654-ESP/M





Monteblanco
GT-CET
Carrera 1

GT-CET

CAMPEONATO DE ESPAÑA

Resultados Finales

Cls	Nº	Equipo/Concursante	Piloto 1	Piloto 2	Vehiculo	Cat	Cl	Vtas.	Tiempo	Dif 1º	Interval	Km/h	Mejor	Tiempo	Km/h
1	122	GT CORSE	<u>Alejandro Barambio Perea</u>	Borja Garcia Menendez	PORSCHE 992 GT3 CUP	GT Cup	1	29	50:38.151			134.9	18	1:37.377	145.1
2	199	VELOSO MOTORSPORT	José Barros		PORSCHE 992 GT3 CUP	GT Cup	2	29	50:41.739	3.588	3.588	134.7	22	1:37.612	144.7
3	135	RACAR MOTORSPORT	<u>Leandro Martins</u>	Dieter Svepes	PORSCHE 992 GT3 CUP	GT Cup	3	29	50:42.373	4.222	0.634	134.7	16	1:37.304	145.2
4	111	CD DAGO	<u>Pablo Yeregui Ybarra</u>	Daniel Carretero Ortega	AUDI R8	GPX	1	29	50:51.507	13.356	9.134	134.3	18	1:36.328	146.7
5	100	ESCUADERIA FARAON	Pablo V. Bras Silvero	<u>Fernando Gonzalez Gonzalez</u>	PORSCHE 992 GT3 CUP	GT Cup	4	29	51:03.736	25.585	12.229	133.7	16	1:38.141	144.0
6	114	SKUALO COMPETICIÓN	Hendrik Van Zoest	JF	PORSCHE 992 GT3 CUP	GT Cup	5	29	51:30.416	52.265	26.680	132.6	19	1:39.451	142.1
7	112	ESCUADERIA FARAON	<u>Pedro M. Lourinho Bras</u>	Miguel Gomez Guillen	PORSCHE 992 GT3 CUP	GT Cup	6	29	51:45.213	1:07.062	14.797	131.9	27	1:39.212	142.4
8	170	ESCUADERIA FARAON	Agustin Sanabria Crespo		KTM GT4	GT4	1	28	52:18.869	1 Vta.	1 Vta.	126.0	18	1:44.119	135.7
9	133	ESCUADERIA LA CORUÑA	<u>Ángel Santos Avalle</u>	Mikkel Kristensen Illan	LIGIER JS2R	GT4	2	28	52:20.322	1 Vta.	1.453	126.0	12	1:44.537	135.2
10	181	ESCUADERIA BAIX EMPORDÀ	<u>Jan Schidlof Marek</u>	JF Francesc Guitierrez Agül	MCLAREN ARTURA GT4	GT4	3	27	50:51.555	2 Vtas.	1 Vta.	125.0	27	1:43.870	136.0
11	6	RX PRO RACING	<u>Manuel Cañizares Tortosa</u>	JR Marcos Menkes Campelo	PEUGEOT 308 RACING CUP	D1	1	26	51:17.179	3 Vtas.	1 Vta.	119.4	5	1:47.227	131.8
12	66	MOTOR CLUB SABADELL	Laurent Puitgmal		RENAULT CLIO CUP IV	D3	1	25	51:15.944	4 Vtas.	1 Vta.	114.8	16	1:55.130	122.7
13	18	C.D.PLEMAR SPORT	<u>Jose Luis Lopez Valdivielse</u>	JF Alvaro Rodriguez Sastre	RENAULT CLIO CUP IV	D3	2	25	51:32.029	4 Vtas.	16.085	114.2	23	1:54.899	123.0
14	36	UCAV RACING	<u>Carlos Alvarez Sindin</u>	JF José Santos Pérez	SEAT LEON SUPERCOPA MK2	D1	2	25	51:56.038	4 Vtas.	24.009	113.3	5	1:53.689	124.3
15	120	ESCUADERIA LA CORUÑA	Jon Aizpurua Saenz	JF <u>Miguel Angel Romero</u>	LIGIER JS2R	GPX	2	23	51:39.864	6 Vtas.	2 Vtas.	104.8	4	1:45.291	134.2
16	9	BALBOR MOTORSPORT C.A.	Jose Luis Alborns Aleixandre	JF <u>German Lopez Balboa</u>	RENAULT CLIO CUP IV	D3	3	23	52:06.791	6 Vtas.	26.927	103.9	15	1:56.711	121.0

Not classified: (Requirements: 75% of number laps of leader = 22 Laps)

118	ESCUADERIA FARAON	<u>Alvaro Fontes Blanco</u>	Pedro M. Silvero Castilla	FERRARI 488 CH EVO	GPX	3	21	38:10.402	8 Vtas.	2 Vtas.	129.5	10	1:39.086	142.6
-----	-------------------	-----------------------------	---------------------------	--------------------	-----	---	----	------------------	---------	---------	-------	----	----------	-------

Vta. Rápida Yeregui - Carretero en 1:36.328 a 146.7 Km/h en la vta. 18

Publicado a las:.....

Comisarios Deportivos:

Josep Cartanya
CD-989-ESP/CAT

Juan Luis Elena Falco
CD-0350-ESP/AN

Carlos Melero Mora
CD-2124-ESP/AN

Temp Pista: 35.2 °C Temp Aire: 29.3 °C Humedad: 44 % Estado Pista: SECA

Cronometrador: Luis García

JOB-2654-ESP/M

V-LINE ORG.

CRONO
COSA

PIRELLI





Monteblanco
GT-CET
Carrera 2

GT-CET
CAMPEONATO DE ESPAÑA

Circuito de Monteblanco 3.926 m.

Resultados Finales

Cls	Nº	Equipo/Concursante	Piloto 1	Piloto 2	Vehículo	Cat	Cl	Vtas.	Tiempo	Dif.1º	Interval	Km/h	Mejor	Tiempo	Km/h
1	199	VELOSO MOTORSPORT	José Barros		PORSCHE 992 GT3 CUP	GT Cup	1	29	49:44.550			137.3	10	1:37.924	144.3
2	135	RACAR MOTORSPORT	<u>Leandro Martins</u>	Dieter Svepes	PORSCHE 992 GT3 CUP	GT Cup	2	29	49:53.878	9.328	9.328	136.9	26	1:37.653	144.7
3	111	CD DAGO	<u>Pablo Yeregui Ybarra</u>	Daniel Carretero Ortega	AUDI R8	GPX	1	29	50:08.953	24.403	15.075	136.2	26	1:36.681	146.1
4	114	SKUALO COMPETICIÓN	Hendrik Van Zoest	JF	PORSCHE 992 GT3 CUP	GT Cup	3	29	50:33.720	49.170	24.767	135.1	10	1:39.474	142.0
5	133	ESCUADERIA LA CORUÑA	Ángel Santos Avalue	<u>Mikkel Kristensen Illan</u>	LIGIER JS2R	GT4	1	28	51:21.138	1 Vta.	1 Vta.	128.4	24	1:44.708	134.9
6	181	ESCUADERIA BAIX EMPORDÀ	<u>Jan Schidlof Marek</u>	JF Francesc Gutierrez Agüi	MCLAREN ARTURA GT4	GT4	2	28	51:23.871	1 Vta.	2.733	128.3	22	1:43.617	136.4
7	112	ESCUADERIA FARAON	Pedro M. Lourinho Bras	<u>Miquel Gomez Guillen</u>	PORSCHE 992 GT3 CUP	GT Cup	4	27	50:09.677	2 Vtas.	1 Vta.	126.7	4	1:39.843	141.5
8	122	GT CORSE	<u>Alejandro Barambio Perea</u>	Borja Garcia Menendez	PORSCHE 992 GT3 CUP	GT Cup	5	27	51:14.406	2 Vtas.	1:04.729	124.1	3	1:38.437	143.5
9	100	ESCUADERIA FARAON	Pablo V. Bras Silvero	<u>Fernando Gonzalez Gonzalez</u>	PORSCHE 992 GT3 CUP	GT Cup	6	26	44:51.609	3 Vtas.	1 Vta.	136.5	19	1:38.645	143.2
10	170	ESCUADERIA FARAON	Agustin Sanabria Crespo		KTM GT4	GT4	3	26	51:32.544	3 Vtas.	6:40.935	118.8	16	1:48.618	130.1
11	66	MOTOR CLUB SABADELL	Laurent Puitgmal		RENAULT CLIO CUP IV	D3	1	25	50:36.529	4 Vtas.	1 Vta.	116.3	4	1:55.140	122.7
12	18	C.D.PLEMAR SPORT	Jose Luis Lopez Valdivielso	JF <u>Alvaro Rodríguez Sastre</u>	RENAULT CLIO CUP IV	D3	2	25	50:46.037	4 Vtas.	9.508	115.9	10	1:54.763	123.1
13	36	UCAV RACING	Carlos Alvarez Sindin	JF <u>José Santos Pérez</u>	SEAT LEON SUPERCOPA MK2	D1	1	24	50:49.958	5 Vtas.	1 Vta.	111.2	12	1:57.205	120.5
14	9	BALBOR MOTORSPORT C.A.	<u>Jose Luis Albors Aleixandre</u>	JF German Lopez Balboa	RENAULT CLIO CUP IV	D3	3	24	51:01.798	5 Vtas.	11.840	110.7	15	1:56.905	120.8
Not classified: (Requirements: 75% of number laps of leader = 22 Laps)															
120	ESCUDERIA LA CORUÑA	Jon Aizpurua Saenz	JF <u>Miguel Angel Romero</u>		LIGIER JS2R	GPX	2	16	48:08.145	13 Vtas.	8 Vtas.	78.2	3	1:45.664	133.7
6	RX PRO RACING	Manuel Cañizares Tortosa	JR <u>Marcos Menkes Campelo</u>	JR	PEUGEOT 308 RACING CUP	D1	2	10	23:37.213	19 Vtas.	6 Vtas.	99.7	2	1:52.022	126.1
191	VELOSO MOTORSPORT	Jean-Roch Plat	JF		PORSCHE 991.1 GT3 CUP	GT Cup	7								

Vta. Rápida Yeregui - Carretero en 1:36.681 a 146.1 Km/h en la vta. 26

Publicado a las:.....

Temp Pista: 35.2 °C Temp Aire: 31.9 °C Humedad: 50 % Estado Pista: SECA

Comisarios Deportivos:

Josep Carrianya

CD-989-ESP/CAT

Juan Luis Elena Falco

CD-0350-ESP/AN

Carlos Melero Mora

CD-2124-ESP/AN

Cronometrador: Luis Garcia

JOB-2654-ESP/M

